

USE IN CONJUNCTION WITH THE CONTRACT DRAWING: S-400
FOR SECTIONS SEE CONTRACT DRAWINGS: 5401-5504 AND 5505-5506 (DATED 10-27-14)

THIS PLACING DRAWING WAS PREPARED FROM CONTRACT DOCUMENTS DATED: 27 OCT 2014

ABBREVIATIONS	
CONT.	CONTINUE
COR	CORNER
INT	INTERSECTION

DRAWING COVERS
 PANELS
 STRUCTURE
 CT FOOD BANK
 LOCATION
 WALLINGFORD, CT
 ARCHITECT
 SIMSONA CORPORATION
 2275 Research Boulevard, Suite 500, Rockville, MD 20850
 Phone: 301-468-8553 Fax: 301-261-0239
 ENGINEER
 CONTRACTOR
 COMPLEX CONSTRUCTION
 REVISION
 DESCRIPTION
 DATE
 4 ORIGINAL ISSUE APPROVED FOR ISSUE DATE 12/17/2014
 3 ORIGINAL ISSUE APPROVED FOR ISSUE DATE 12/17/2014
 2 ORIGINAL ISSUE APPROVED FOR ISSUE DATE 12/17/2014
 1 ORIGINAL ISSUE APPROVED FOR ISSUE DATE 12/17/2014
 0 ORIGINAL ISSUE APPROVED FOR ISSUE DATE 12/17/2014

Shortages, improper fabrication or claims for any other reason must be reported to Rogers & Math, Inc. within a reasonable time after the start of construction. Rogers & Math, Inc. reserves the right to withhold payment or suspend the contract until the contractor has provided adequate assurance for work done in the field without specific authorization from Rogers & Math, Inc.

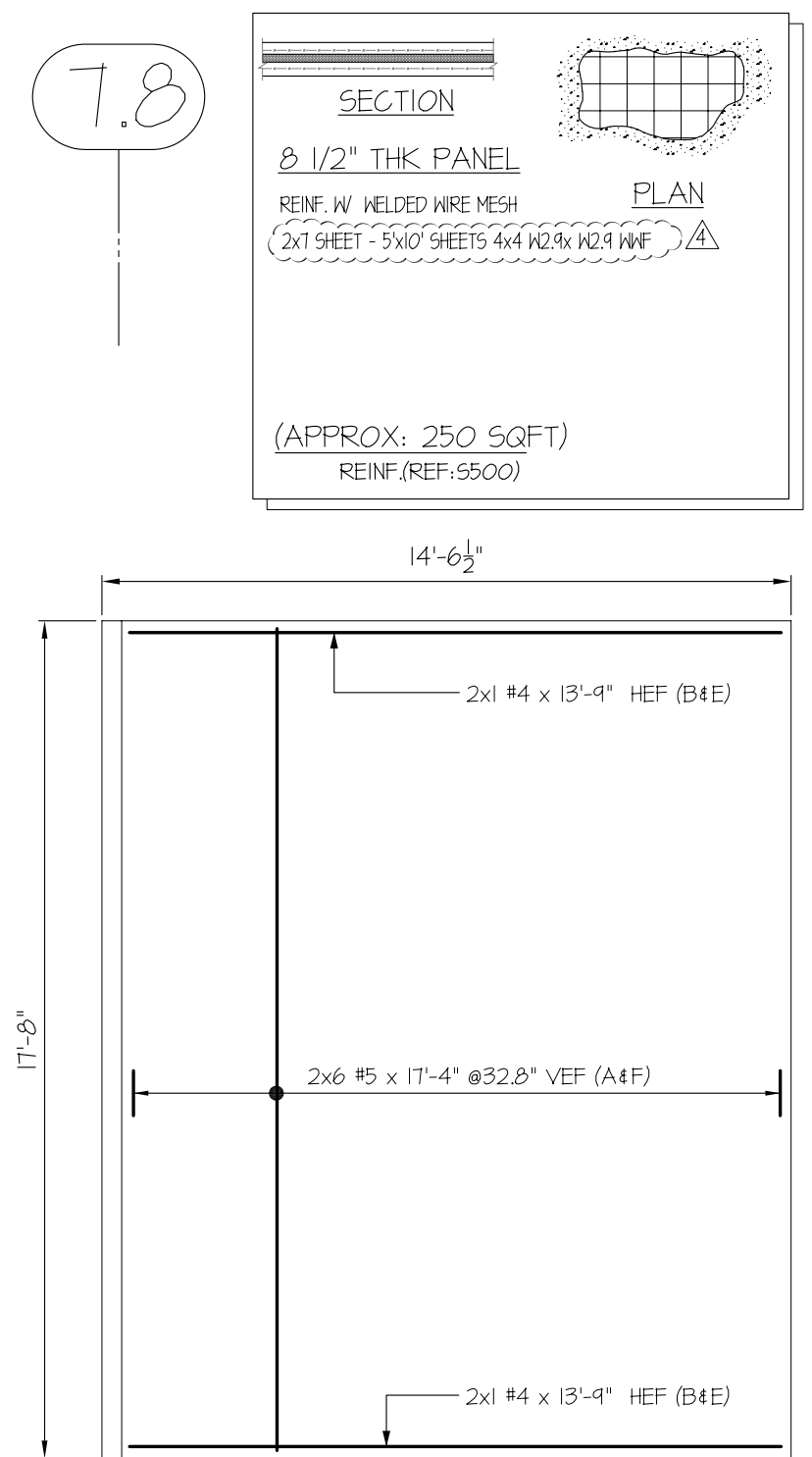
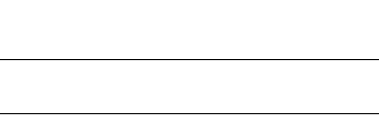
ISSUE NO.	DATE	DESCRIPTION	APPROVED BY	DATE
4	07/22/14	ORIGINAL ISSUE APPROVED FOR CONSTRUCTION	[Signature]	07/22/14
3	07/22/14	ORIGINAL ISSUE APPROVED FOR CONSTRUCTION	[Signature]	07/22/14
2	07/22/14	ORIGINAL ISSUE APPROVED FOR CONSTRUCTION	[Signature]	07/22/14
1	07/22/14	ORIGINAL ISSUE APPROVED FOR CONSTRUCTION	[Signature]	07/22/14
0	07/22/14	ORIGINAL ISSUE FOR APPROVAL	[Signature]	07/22/14

CONTRACTOR: **COMPLEX CONSTRUCTION**
 REVISION: 05/28/14

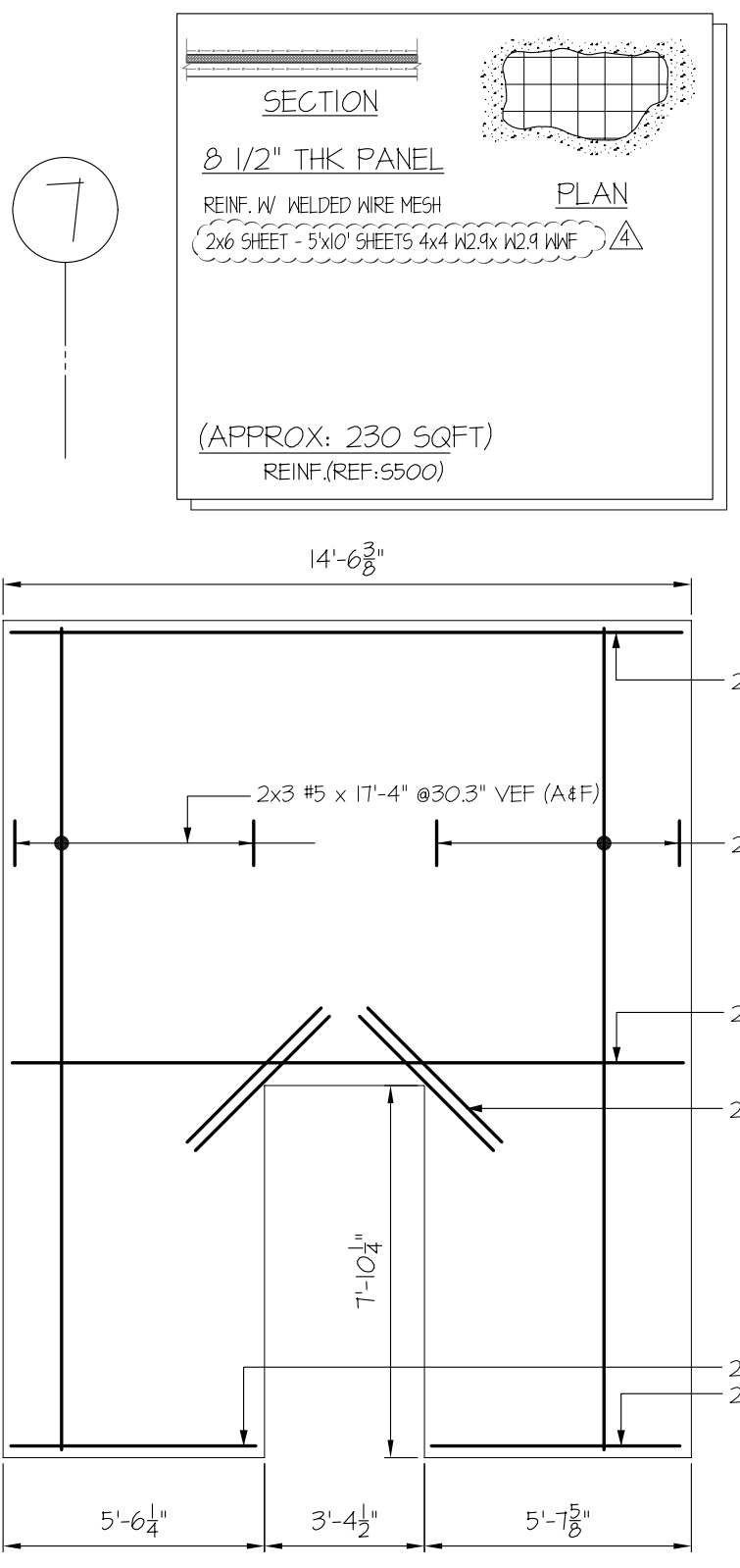
STRUCTURE: **CT FOOD BANK**
 LOCATION: **WALLINGFORD, CT**
 ARCHITECT: **SIMSONA CORPORATION**
 ENGINEER: **SIMSONA CORPORATION**

JOB NO. **2275 Research Boulevard, Suite 500, Rockville, MD 20850**
 Phone: 301-408-6553 Fax: 301-296-0239

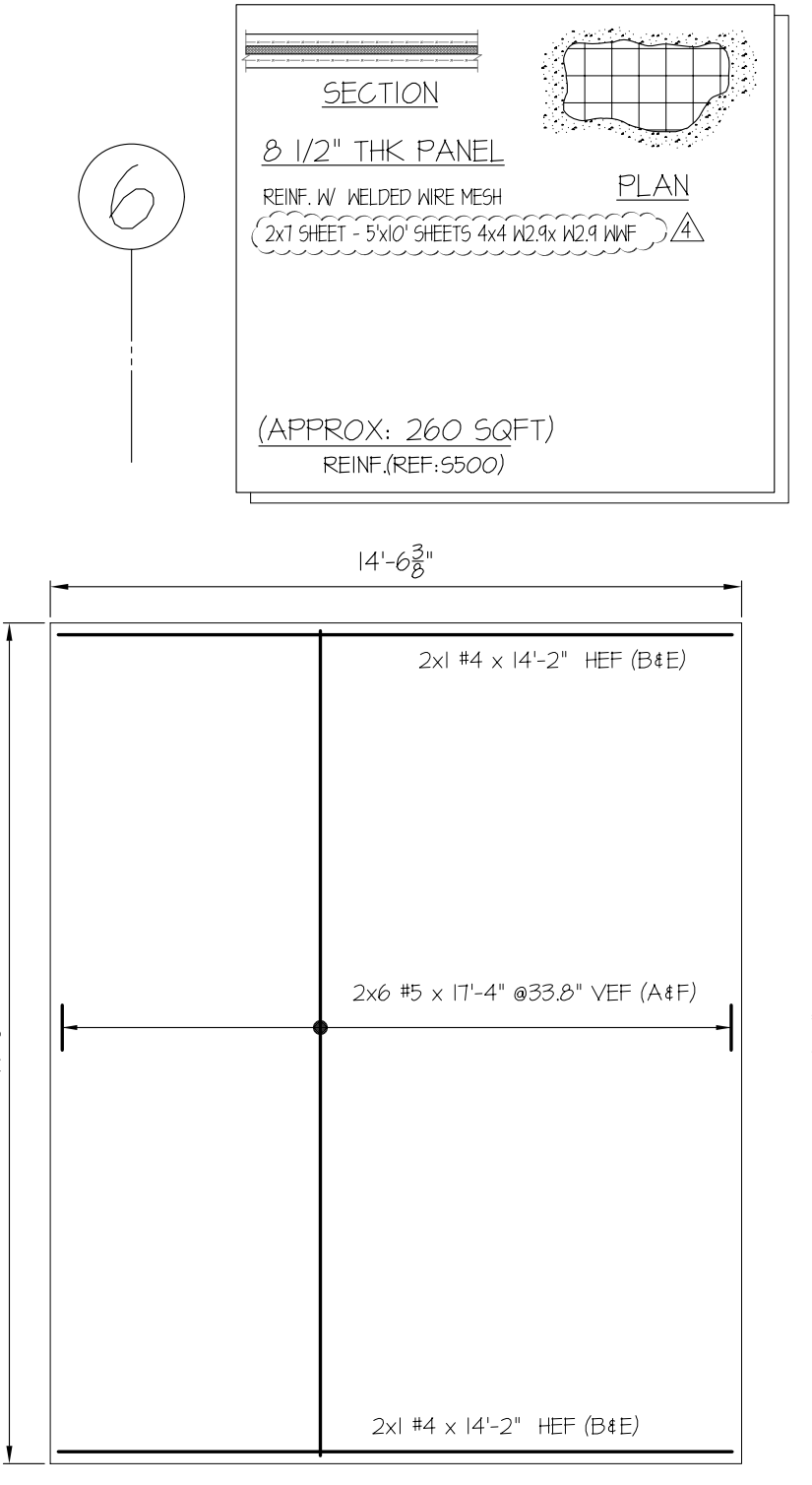
DATE: **07/22/2014**
 SHEET NO. **7**



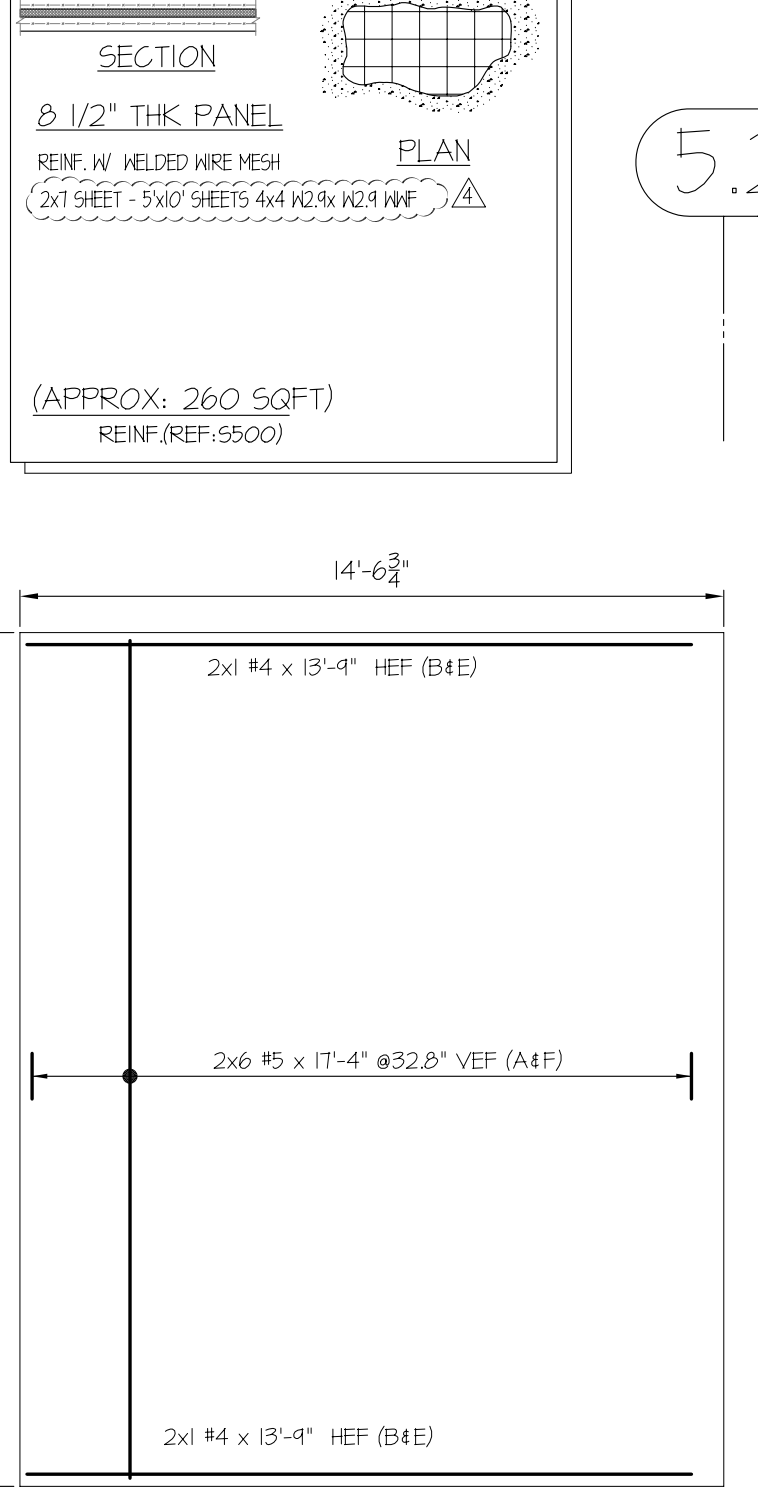
PANEL-N7 (8 1/2" THK)
 REF: 5410 & 5501
 FOR 8 1/2" THK PANEL SECTION REFER SECTION-A/R10



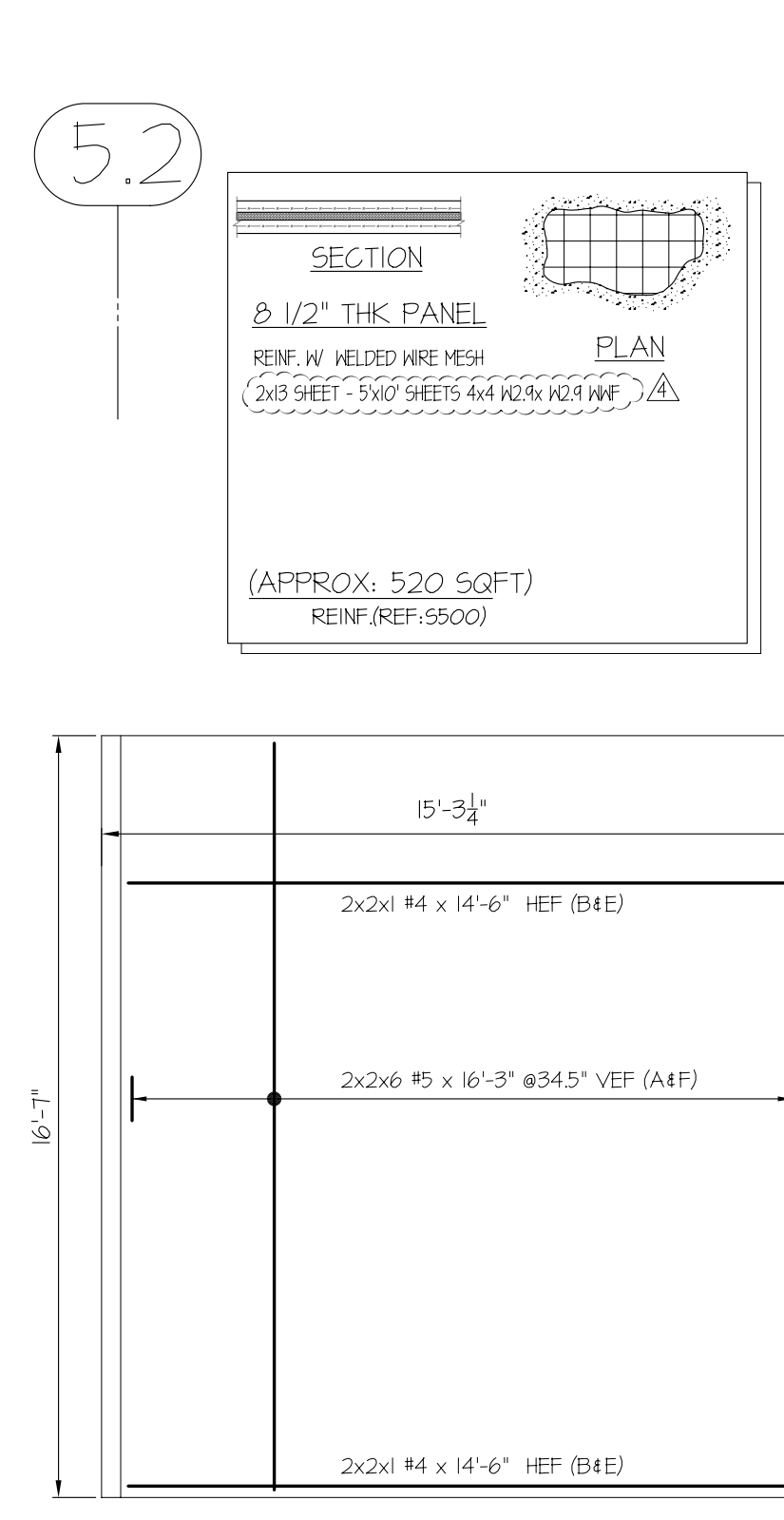
PANEL-N8 (8 1/2" THK)
 REF: 5410 & 5501
 FOR 8 1/2" THK PANEL SECTION REFER SECTION-A/R10



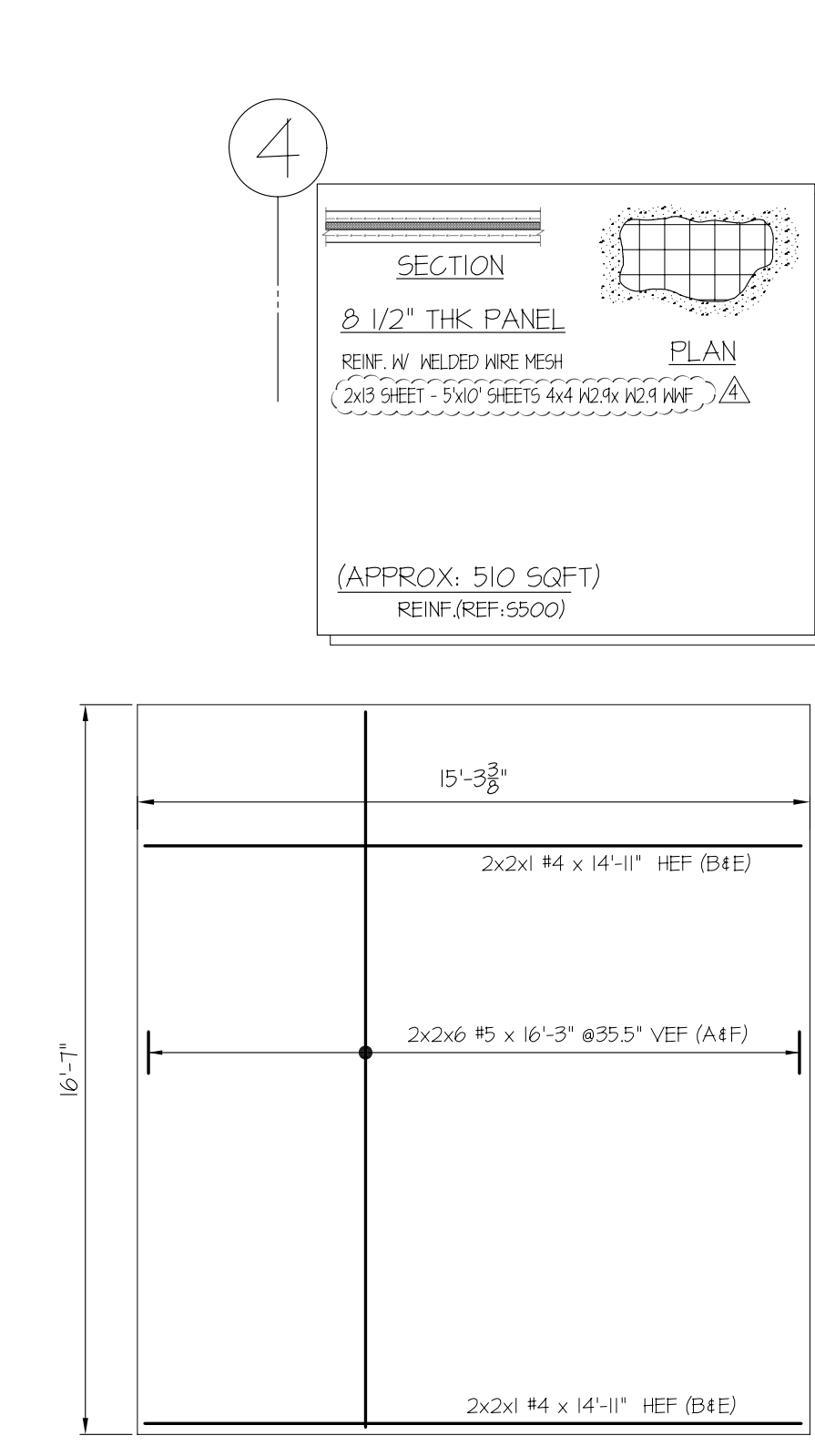
PANEL-N9 (8 1/2" THK)
 REF: 5410 & 5501
 FOR 8 1/2" THK PANEL SECTION REFER SECTION-A/R10



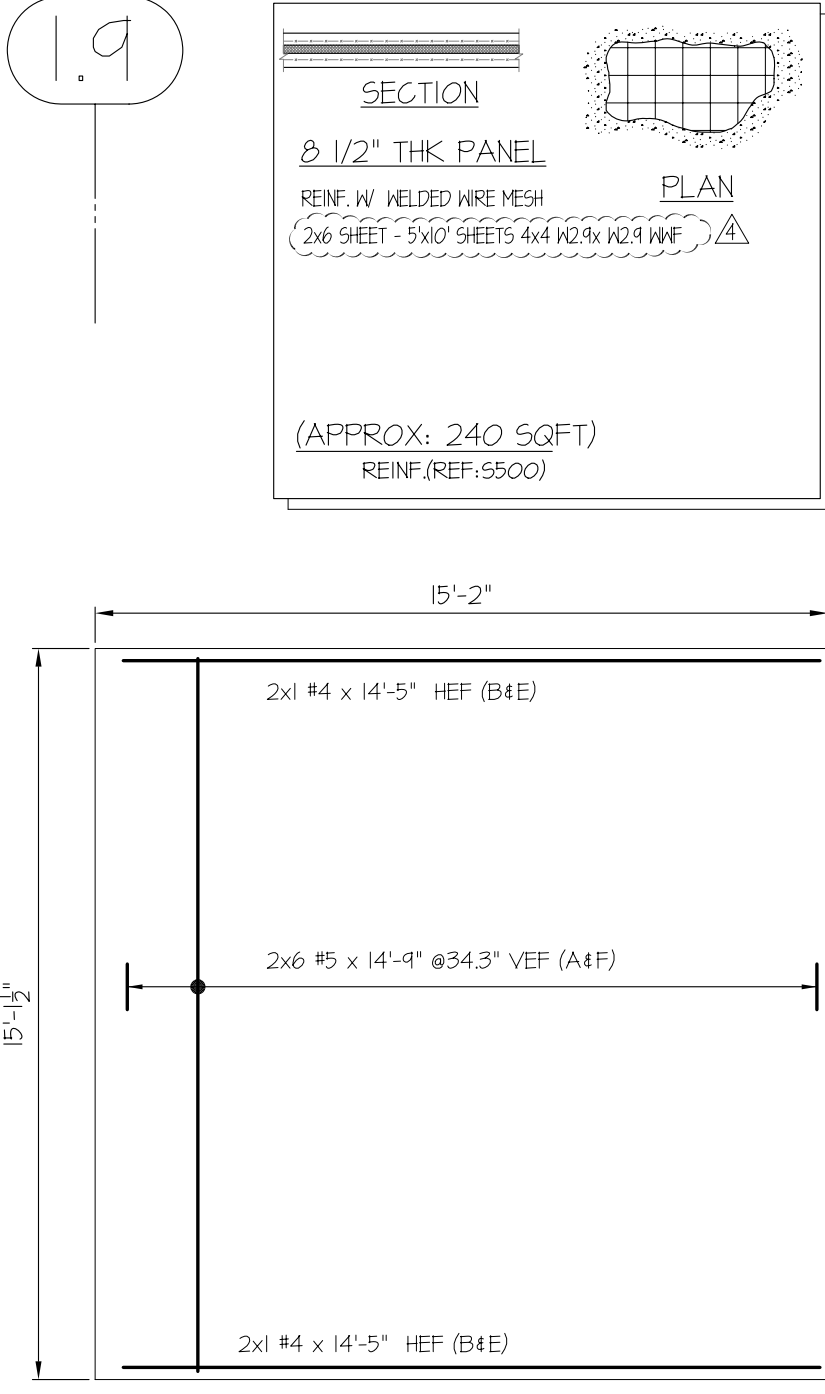
PANEL-N10 (8 1/2" THK)
 REF: 5410 & 5501
 FOR 8 1/2" THK PANEL SECTION REFER SECTION-A/R10



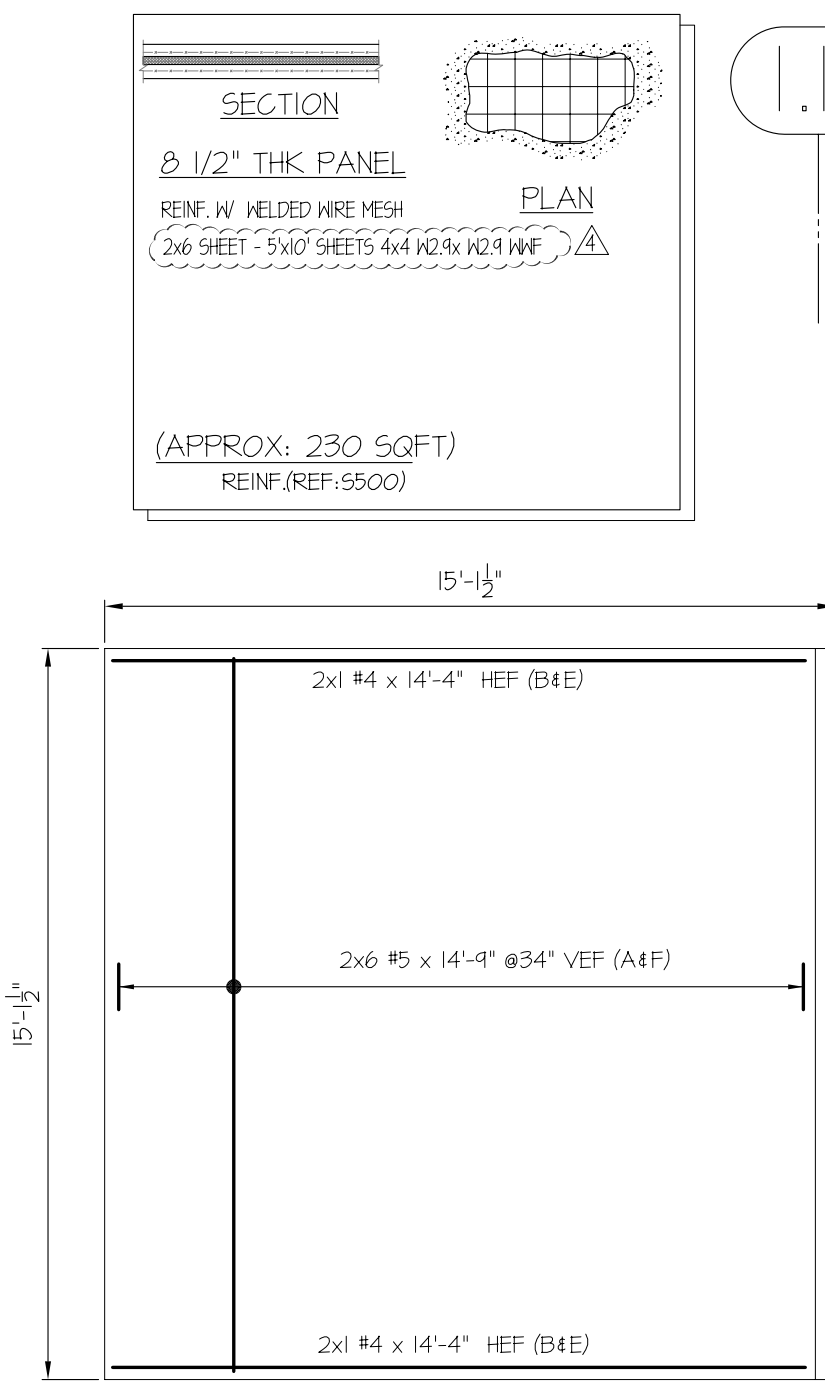
PANEL-N11&N14 (8 1/2" THK)
 REF: 5411 & 5501
 FOR 8 1/2" THK PANEL SECTION REFER SECTION-A/R10



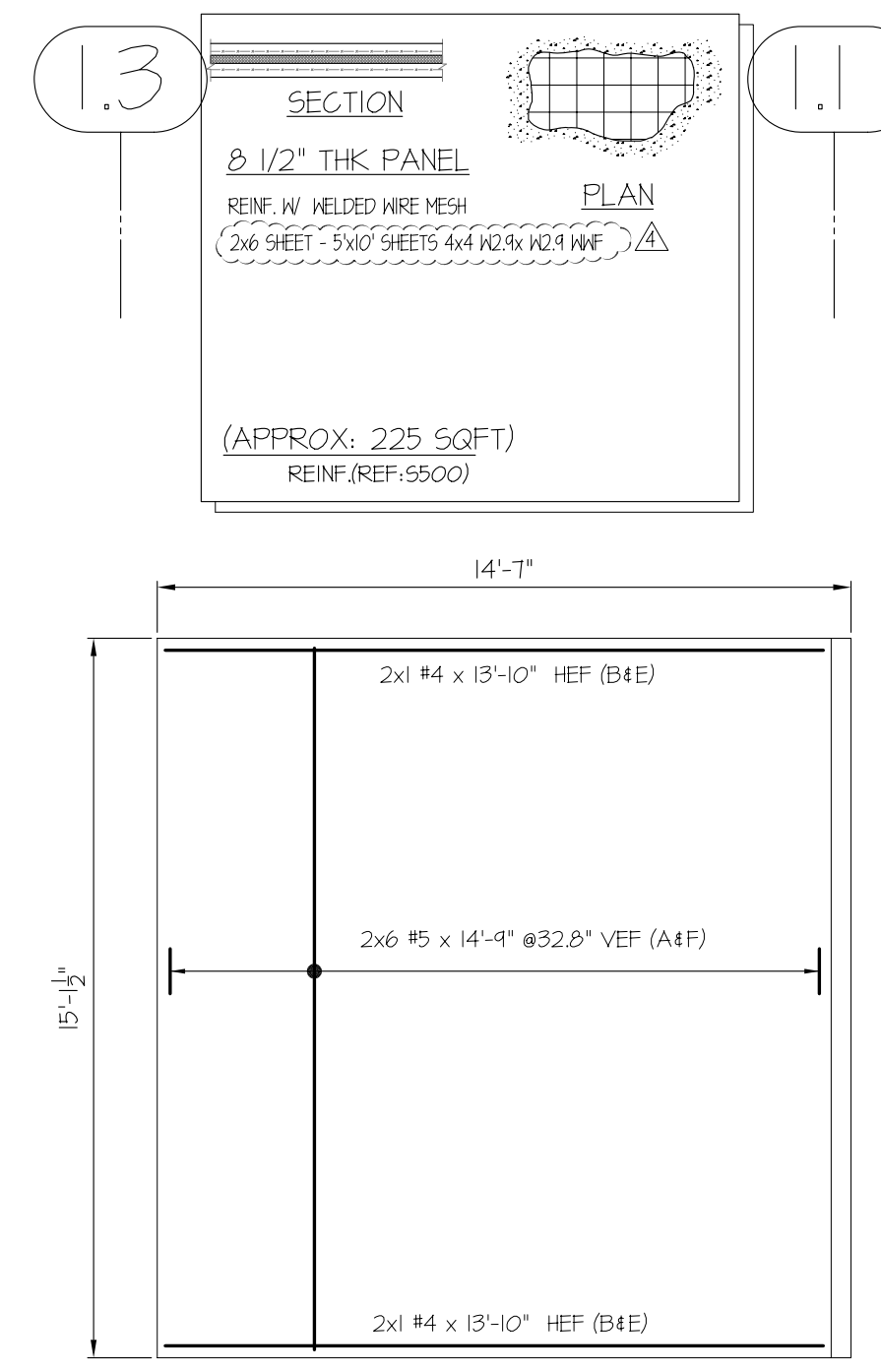
PANEL-N12&N13 (8 1/2" THK)
 REF: 5411 & 5501
 FOR 8 1/2" THK PANEL SECTION REFER SECTION-A/R10



PANEL-N15 (8 1/2" THK)
 REF: 5411 & 5501
 FOR 8 1/2" THK PANEL SECTION REFER SECTION-A/R10



PANEL-N16 (8 1/2" THK)
 REF: 5411 & 5501
 FOR 8 1/2" THK PANEL SECTION REFER SECTION-A/R10



PANEL-N17 (8 1/2" THK)
 REF: 5411 & 5501
 FOR 8 1/2" THK PANEL SECTION REFER SECTION-A/R10

TABLE-E (VERT-A4F)

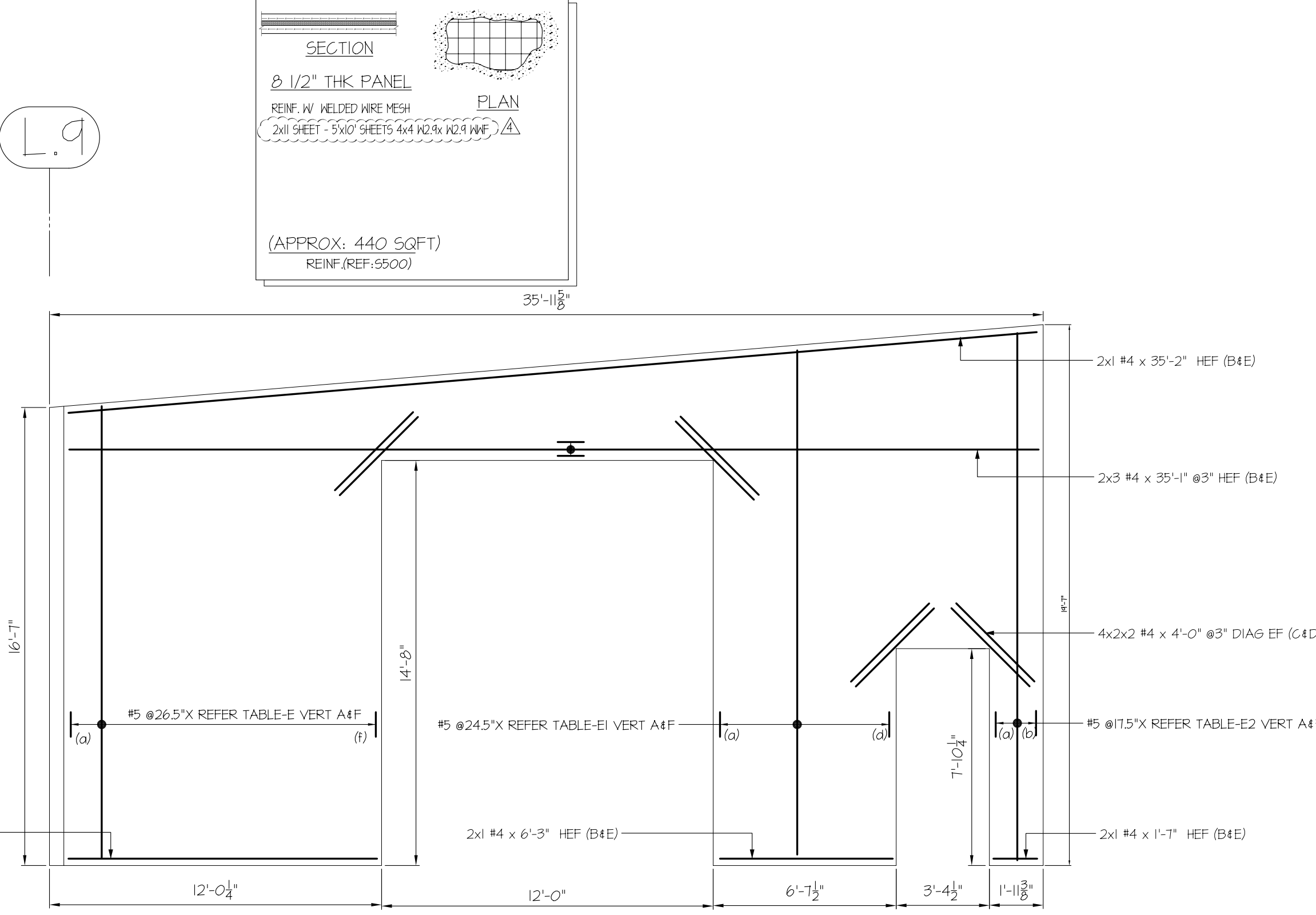
(a)	2x1 #5 x 16'-4" @26.5" VEF (A4F)
	2x1 #5 x 16'-6" @26.5" VEF (A4F)
	2x1 #5 x 16'-8" @26.5" VEF (A4F)
	2x1 #5 x 16'-10" @26.5" VEF (A4F)
	2x1 #5 x 17'-0" @26.5" VEF (A4F)
(b)	2x1 #5 x 17'-2" @26.5" VEF (A4F)

TABLE-E1 (VERT-A4F)

(a)	2x1 #5 x 18'-3" @24.5" VEF (A4F)
	2x1 #5 x 18'-5" @24.5" VEF (A4F)
	2x1 #5 x 18'-7" @24.5" VEF (A4F)
(d)	2x1 #5 x 18'-9" @24.5" VEF (A4F)

TABLE-E2 (VERT-A4F)

(a)	2x1 #5 x 11'-3" @17.5" VEF (A4F)
(b)	2x1 #5 x 11'-3" @17.5" VEF (A4F)



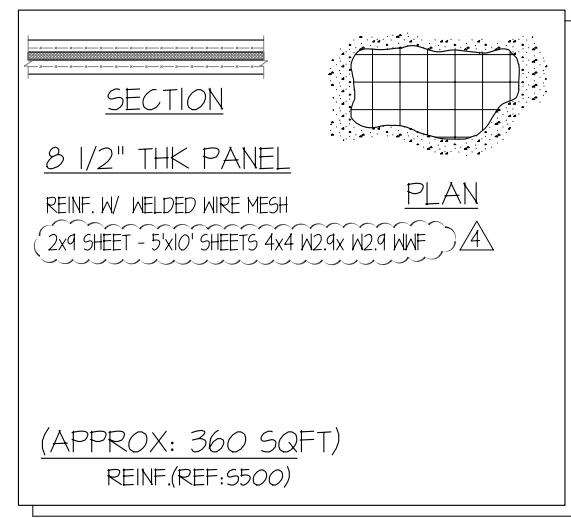
PANEL-EI (8 1/2" THK)
 REF: 5411 & 5501
 FOR 8 1/2" THK PANEL SECTION REFER SECTION-A/R10

ABBREVIATIONS

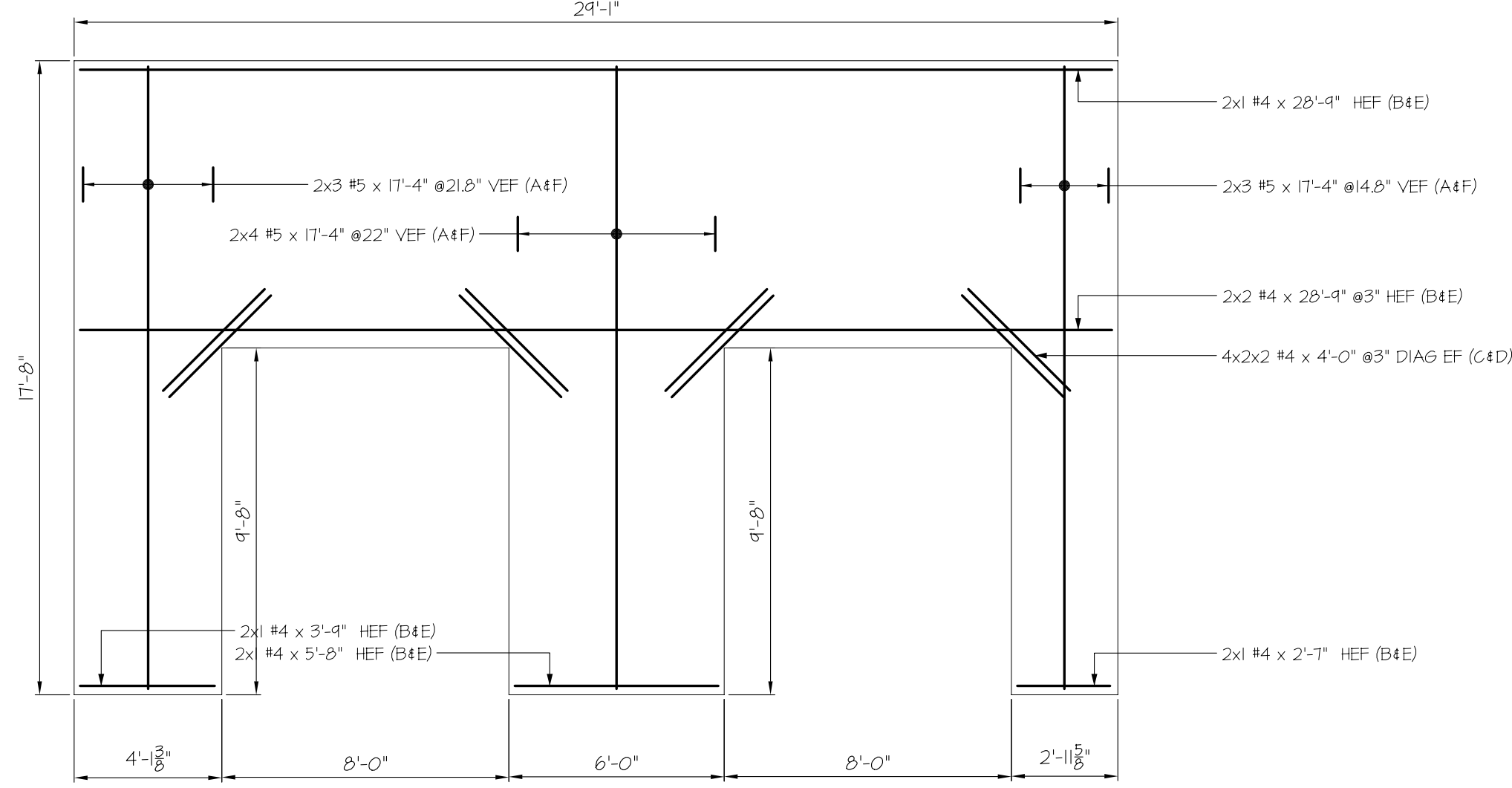
CONT.	CONTINUE
COR.	CORNER
INT.	INTERSECTION

USE IN CONJUNCTION WITH THE CONTRACT DRAWING: 5-400
 FOR SECTIONS SEE CONTRACT DRAWINGS: 5401-5504 AND 5505-5506 (DATED 10-27-14)

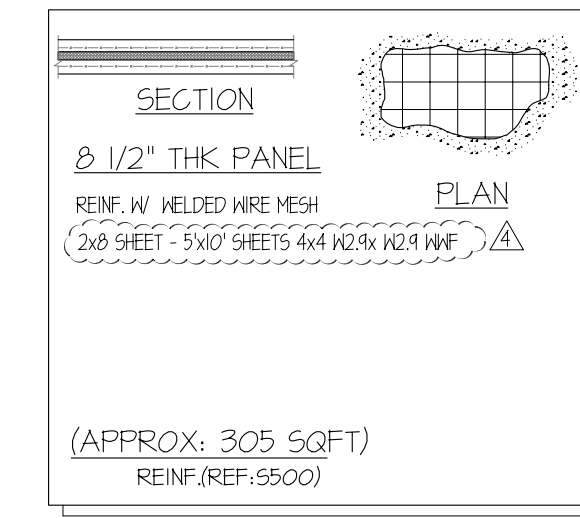
THIS PLACING DRAWING WAS PREPARED FROM CONTRACT DOCUMENTS DATED: 21 OCT 2014



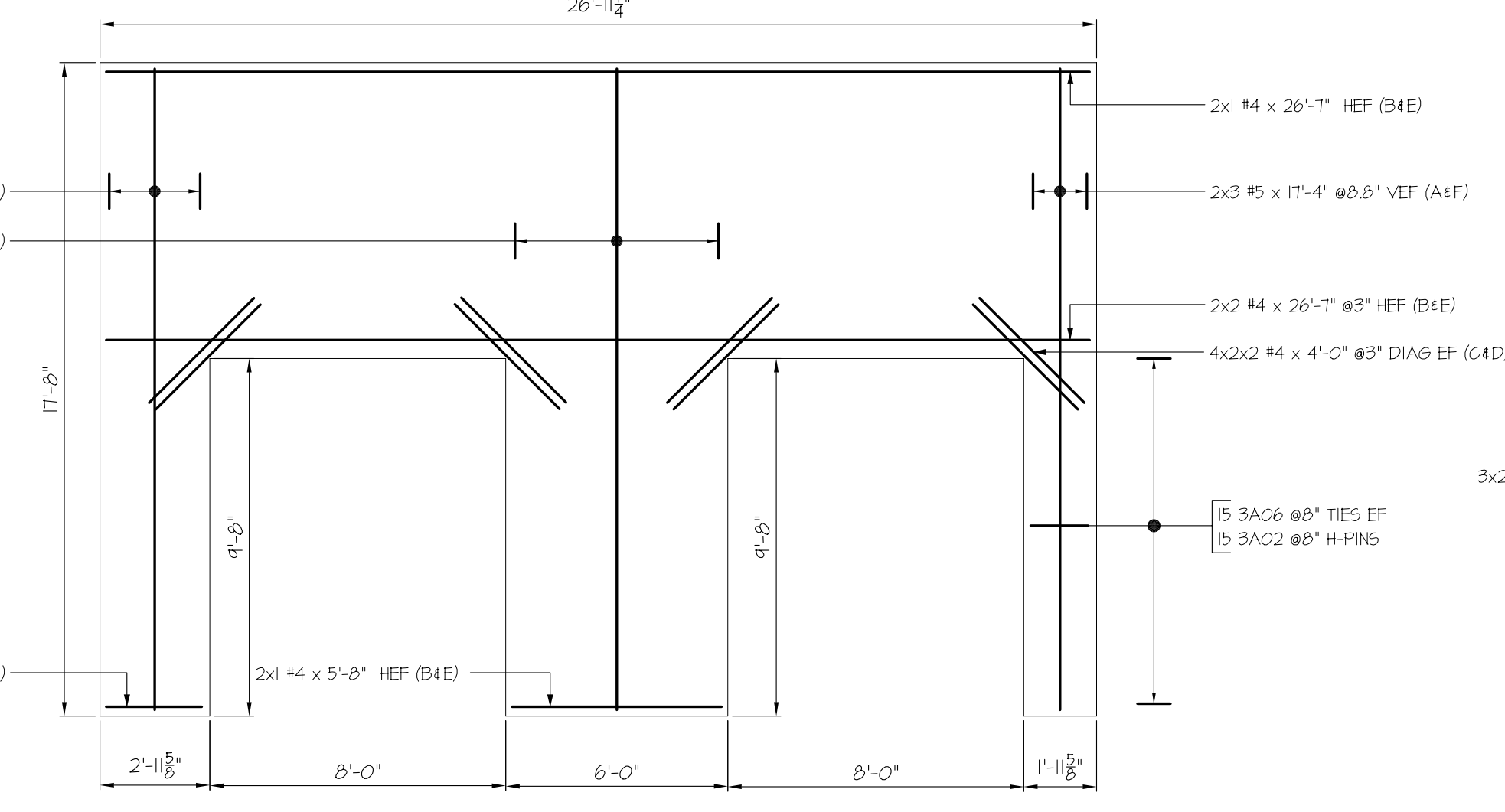
K.6



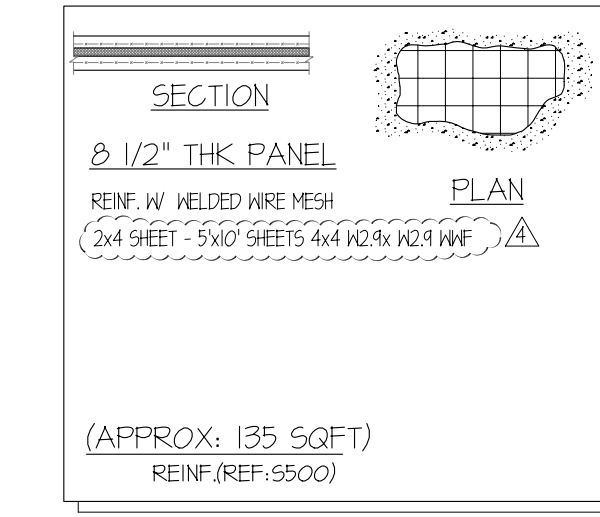
PANEL- E2 (1/2" THK)
REF: 5411 & 5501
FOR 1/2" THK PANEL SECTION REFER SECTION-A/R10



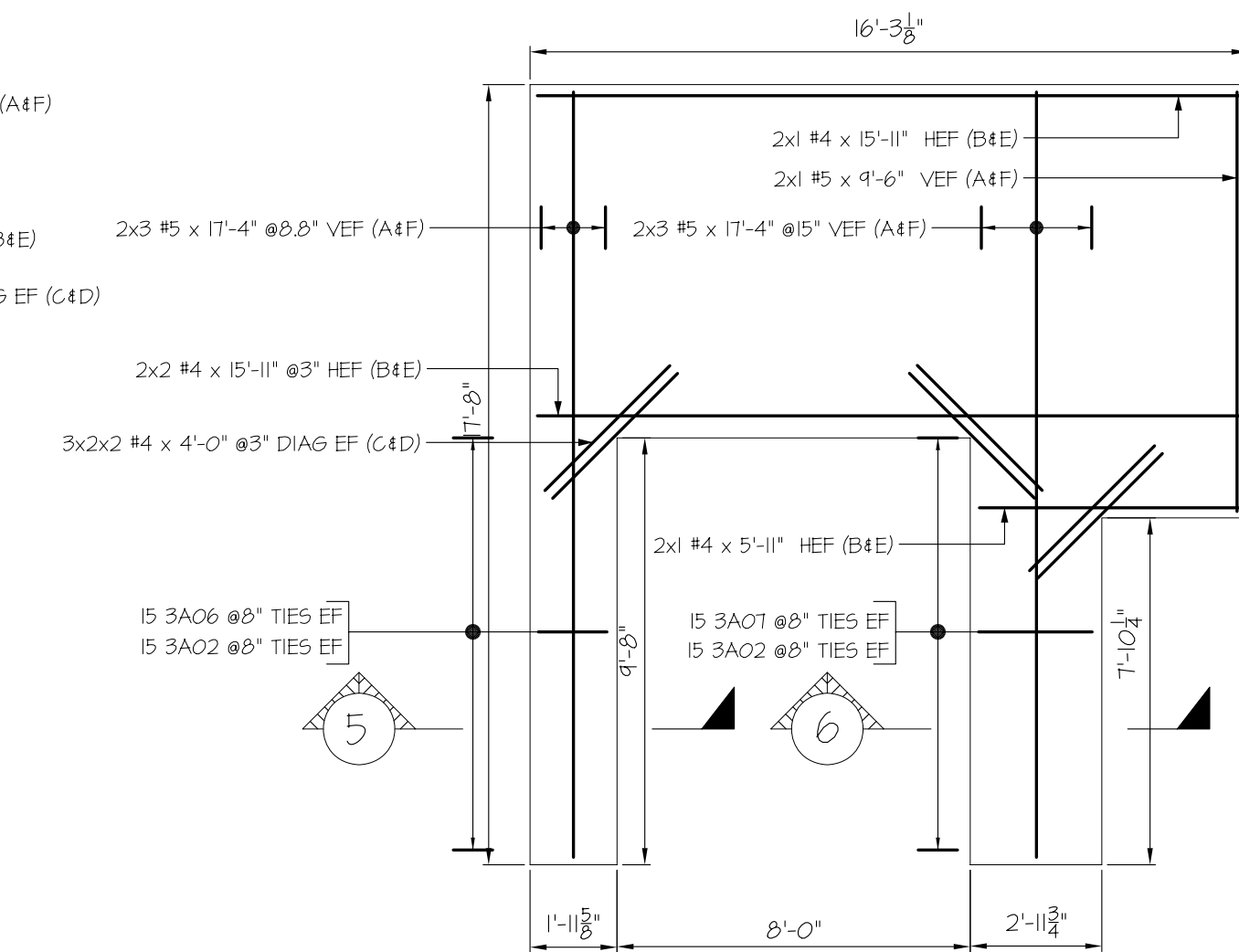
K.4



PANEL- E3 (1/2" THK)
REF: 5411 & 5501
FOR 1/2" THK PANEL SECTION REFER SECTION-A/R10

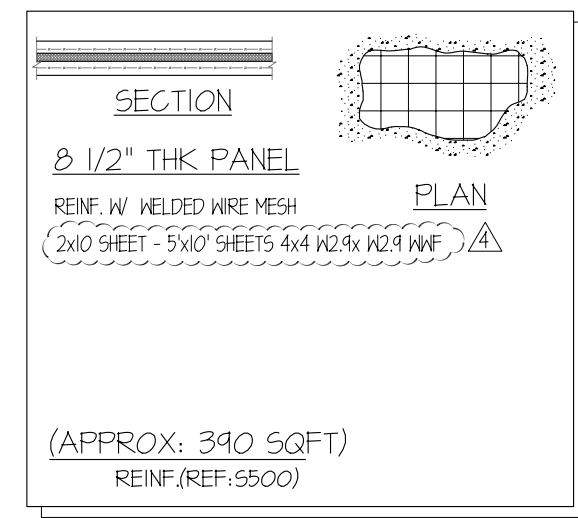


H.9

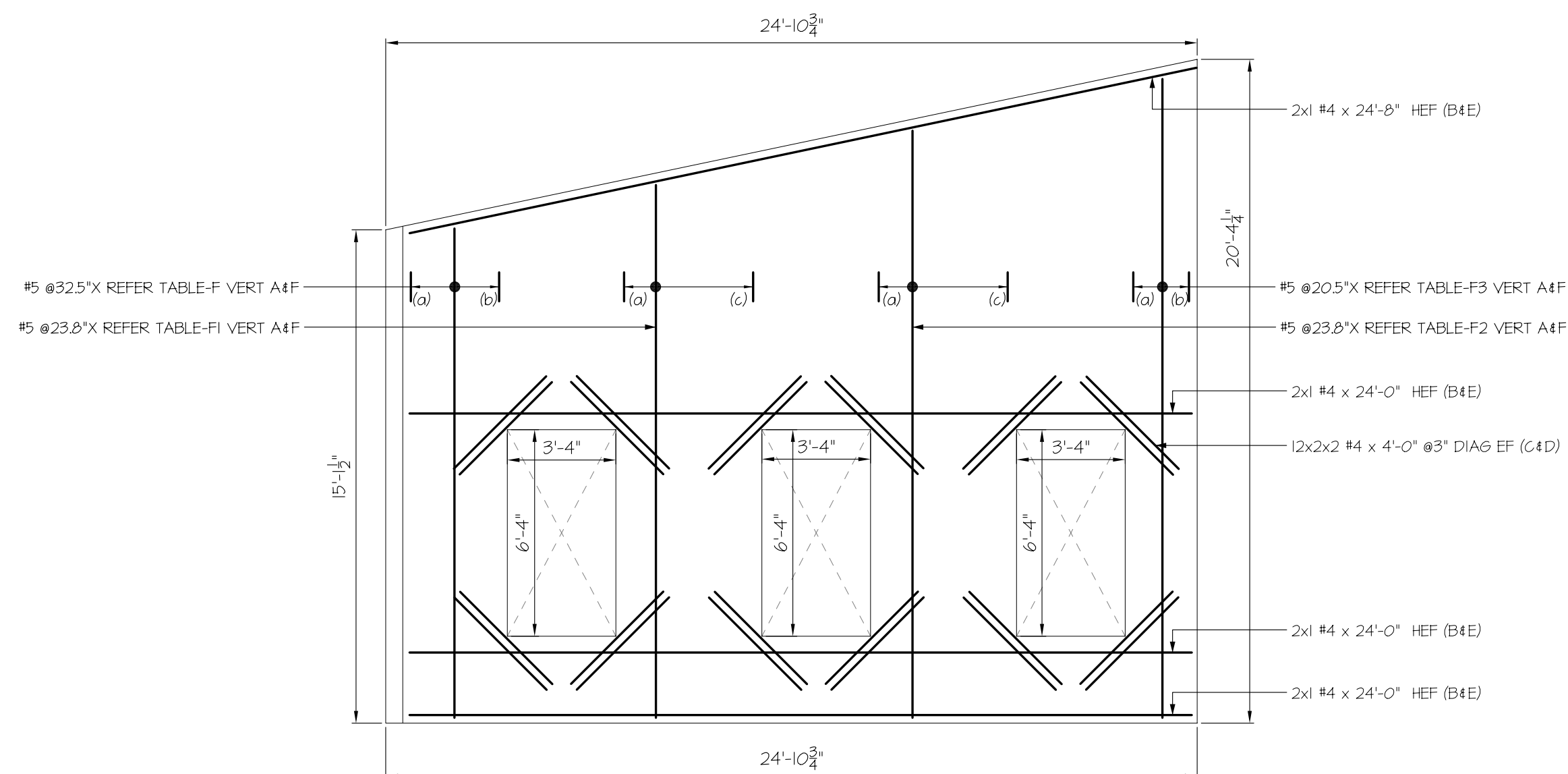


PANEL- E4 (1/2" THK)
REF: 5411 & 5501
FOR 1/2" THK PANEL SECTION REFER SECTION-A/R10

H.9



H.5



PANEL- E5 (1/2" THK)
REF: 5411 & 5501
FOR 1/2" THK PANEL SECTION REFER SECTION-A/R10

TABLE-F (VERT-A4F)	
(a)	2x1 #5 x 15'-0" @23.5" VEF (A4F)
(b)	2x1 #5 x 15'-6" @23.5" VEF (A4F)

TABLE-F1 (VERT-A4F)	
(a)	2x1 #5 x 16'-4" @23.5" VEF (A4F)
(b)	2x1 #5 x 16'-4" @23.5" VEF (A4F)
(c)	2x1 #5 x 17'-2" @23.5" VEF (A4F)

TABLE-F2 (VERT-A4F)	
(a)	2x1 #5 x 18'-0" @23.5" VEF (A4F)
(b)	2x1 #5 x 18'-4" @23.5" VEF (A4F)
(c)	2x1 #5 x 18'-4" @23.5" VEF (A4F)

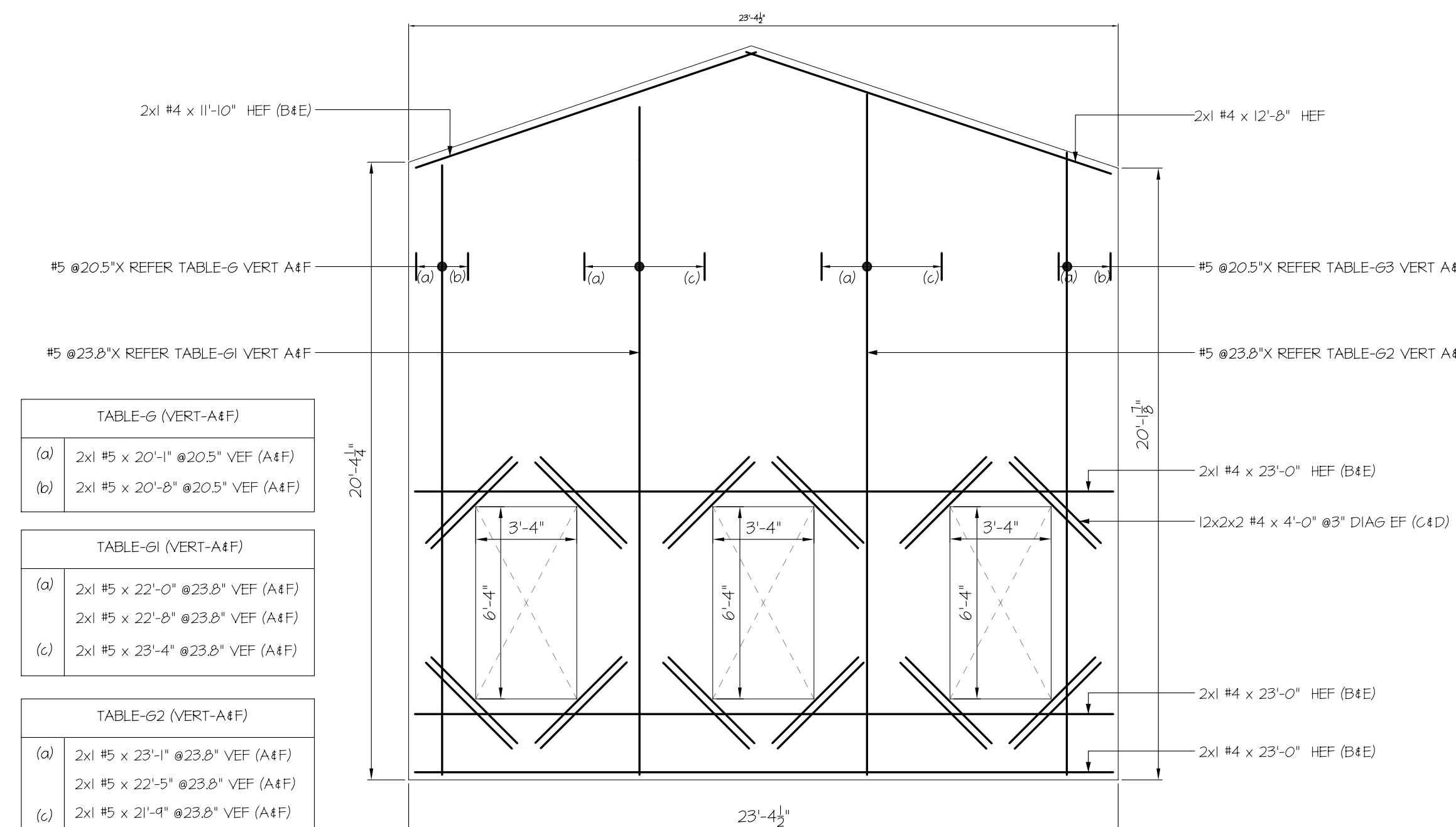
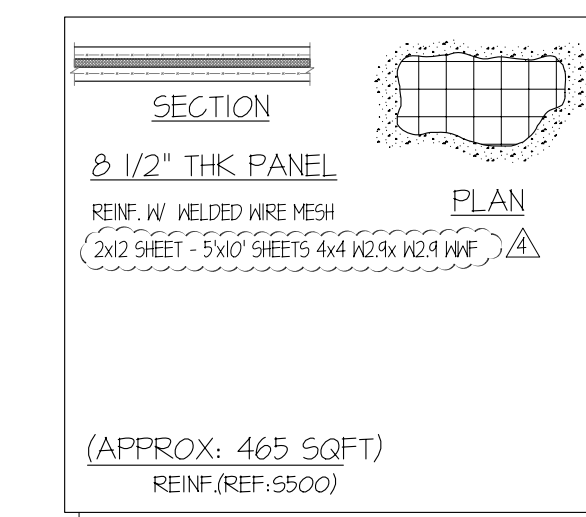
TABLE-F3 (VERT-A4F)	
(a)	2x1 #5 x 19'-7" @20.5" VEF (A4F)
(b)	2x1 #5 x 19'-11" @20.5" VEF (A4F)

TABLE-G (VERT-A4F)	
(a)	2x1 #5 x 20'-1" @20.5" VEF (A4F)
(b)	2x1 #5 x 20'-8" @20.5" VEF (A4F)

TABLE-G1 (VERT-A4F)	
(a)	2x1 #5 x 22'-0" @23.5" VEF (A4F)
(b)	2x1 #5 x 22'-8" @23.5" VEF (A4F)
(c)	2x1 #5 x 23'-4" @23.5" VEF (A4F)

TABLE-G2 (VERT-A4F)	
(a)	2x1 #5 x 23'-1" @23.5" VEF (A4F)
(b)	2x1 #5 x 22'-5" @23.5" VEF (A4F)
(c)	2x1 #5 x 21'-4" @23.5" VEF (A4F)

TABLE-G3 (VERT-A4F)	
(a)	2x1 #5 x 20'-6" @20.5" VEF (A4F)
(b)	2x1 #5 x 19'-11" @20.5" VEF (A4F)



PANEL- E6 (1/2" THK)
REF: 5411 & 5501
FOR 1/2" THK PANEL SECTION REFER SECTION-A/R10

ABBREVIATIONS	
CONT.	CONTINUE
COR	CORNER
INT	INTERSECTION

STRUCTURE: CT FOOD BANK
LOCATION: WALLINGFORD, CT
ARCHITECT: SIMSONA CORPORATION
ENGINEER: SIMSONA CORPORATION
2275 Research Boulevard, Suite 500, Rockville, MD 20850
Phone: 301-408-6553 Fax: 301-261-0239

NO.	DESCRIPTION	DATE
4	ORIGINAL ISSUE APPROVED FOR CONSTRUCTION	10/27/14
3	APPROVED FOR CONSTRUCTION	10/27/14
2	ORIGINAL ISSUE APPROVED FOR CONSTRUCTION	10/27/14
1	ORIGINAL ISSUE APPROVED FOR CONSTRUCTION	10/27/14
0	ORIGINAL ISSUE FOR APPROVAL	10/27/14

DRAWING COVERS: PANELS
CONTRACTOR: COMPLEX CONSTRUCTION

DRAWN	CHECKED
ST	ST

DATE: 07/22/2014
SHEET NO. 23

USE IN CONJUNCTION WITH THE CONTRACT DRAWING: 5-400
FOR SECTIONS SEE CONTRACT DRAWINGS: 5401-5504 AND 5505-5506 (DATED 10-27-14)

THIS PLACING DRAWING WAS PREPARED FROM CONTRACT DOCUMENTS DATED: 21 OCT 2014

Reinforcing steel fabrications for this drawing shall be prepared by fabricators who are experienced in the use of reinforcing steel and who are licensed by the State of Maryland. The fabricator shall be responsible for the accuracy of the drawings and for the proper placement of the reinforcing steel in accordance with the specifications. The fabricator shall be responsible for the proper placement of the reinforcing steel in accordance with the specifications. The fabricator shall be responsible for the proper placement of the reinforcing steel in accordance with the specifications.

NO.	DESCRIPTION	DATE
4	ORIGINAL ISSUE APPROVAL/ MODIFIED FOR LAST ISSUE	12/17/2014
3	ORIGINAL ISSUE APPROVAL/ MODIFIED FOR LAST ISSUE	12/17/2014
2	ORIGINAL ISSUE APPROVAL/ MODIFIED FOR LAST ISSUE	12/17/2014
1	ORIGINAL ISSUE APPROVAL/ MODIFIED FOR LAST ISSUE	12/17/2014
0	ORIGINAL ISSUE APPROVAL/ MODIFIED FOR LAST ISSUE	12/17/2014

NO.	DESCRIPTION	DATE
1	ORIGINAL ISSUE APPROVAL/ MODIFIED FOR LAST ISSUE	12/17/2014
0	ORIGINAL ISSUE APPROVAL/ MODIFIED FOR LAST ISSUE	12/17/2014

DRAWING COVERS
PANELS

STRUCTURE
CT FOOD BANK

LOCATION
WALLINGFORD, CT

ARCHITECT
SIMSONA ENGINEERING SERVICES

ENGINEER
SIMSONA CORPORATION

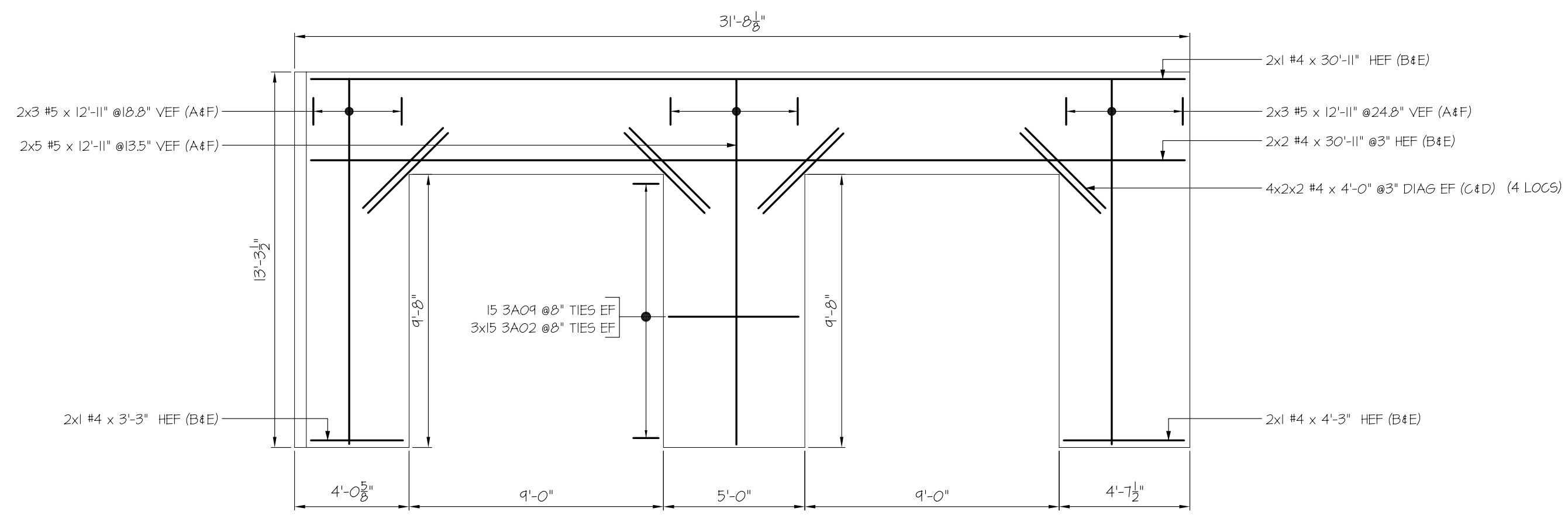
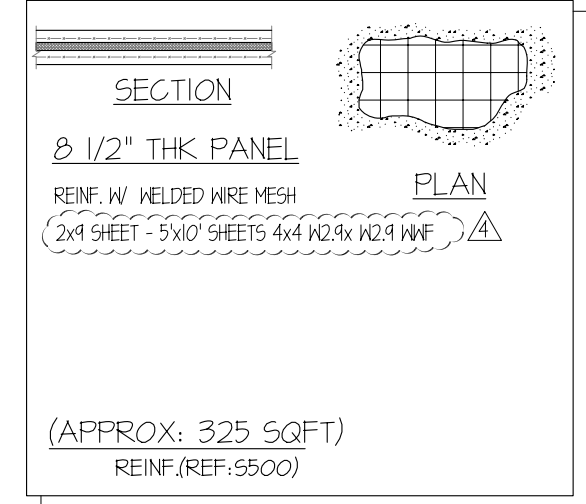
CONTRACTOR
COMPLEX CONSTRUCTION

2275 Research Boulevard, Suite 500, Rockville, MD 20850
Phone: 301-408-8553 Fax: 301-261-0229

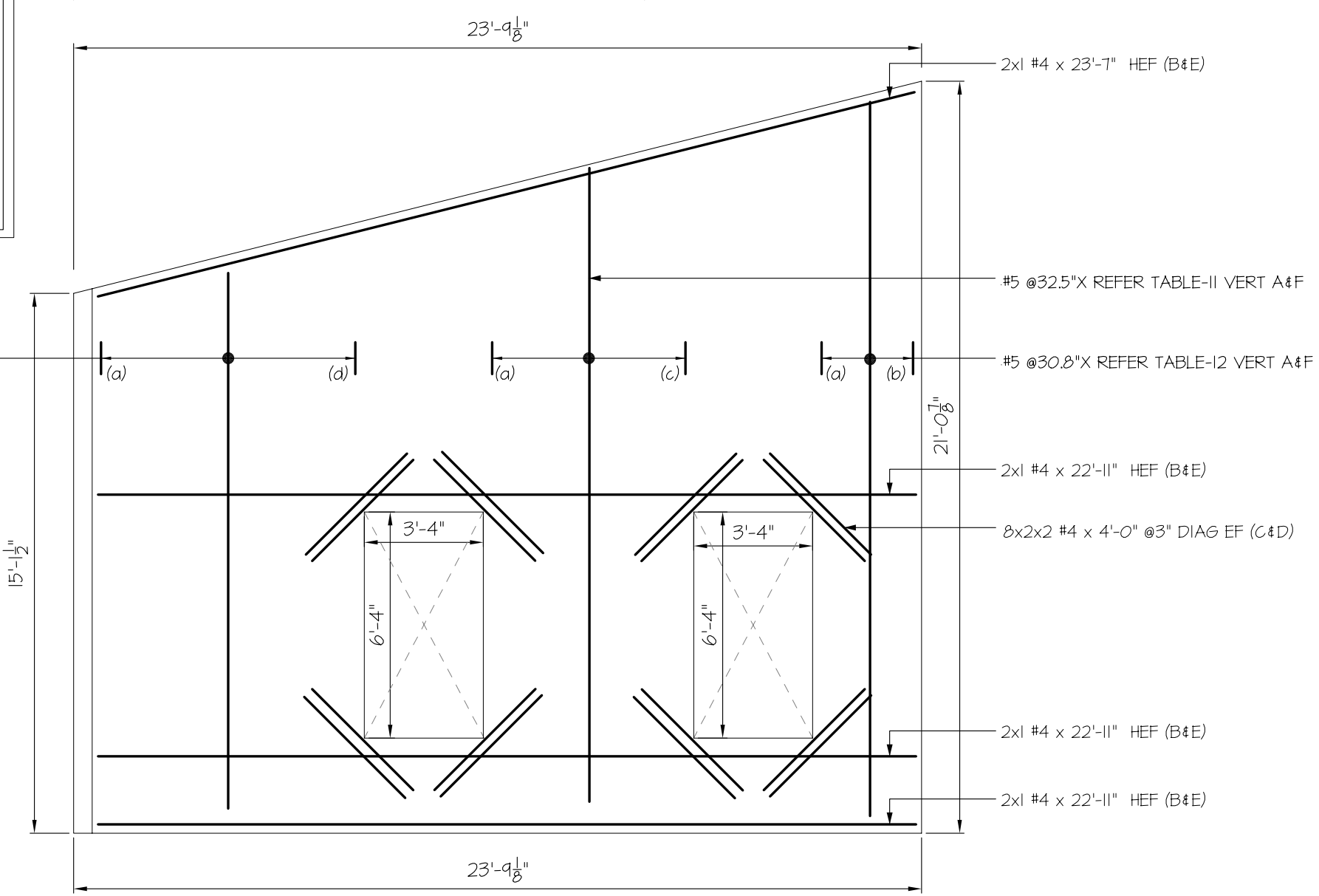
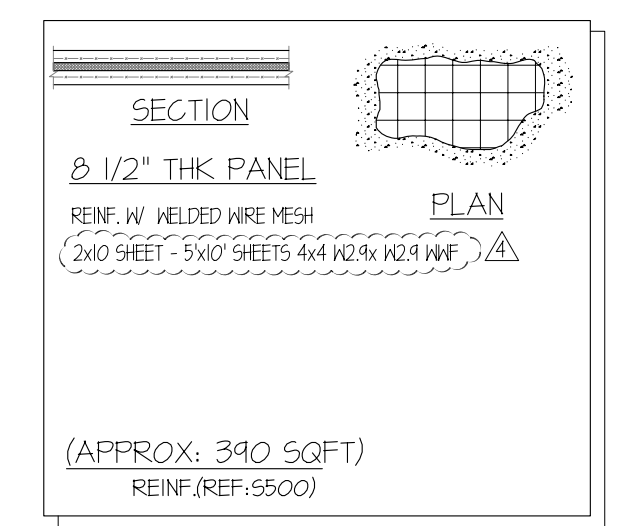
JOB NO.

DRAWN	CHECKED
ST	ST
DATE	CORNER
07/22/2014	
SHEET NO.	

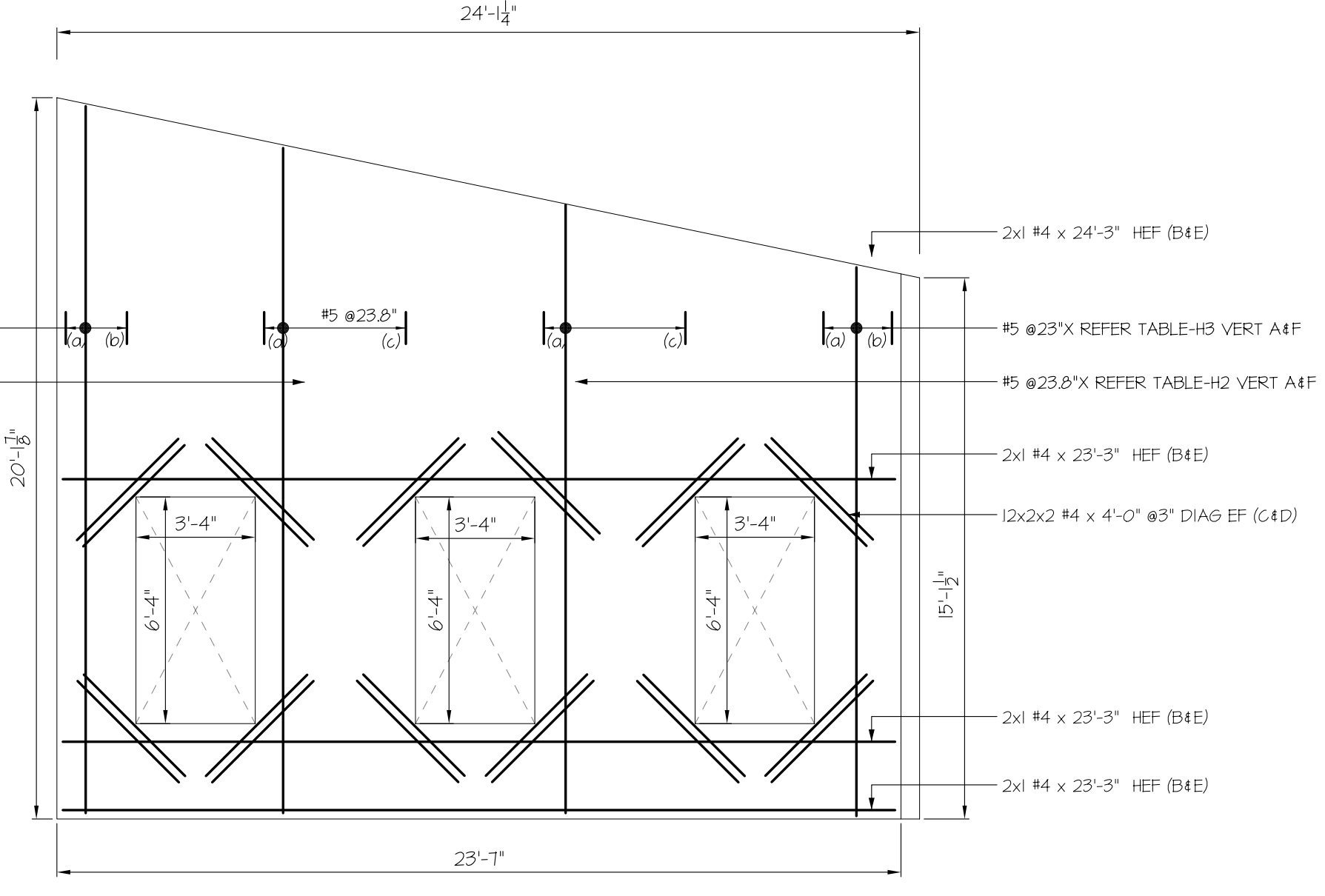
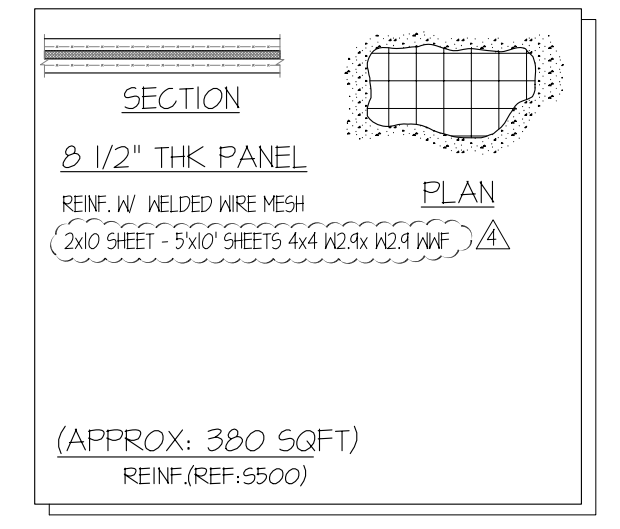
ABBREVIATIONS	
CONT.	CONTINUE
COR	CORNER
INT	INTERSECTION



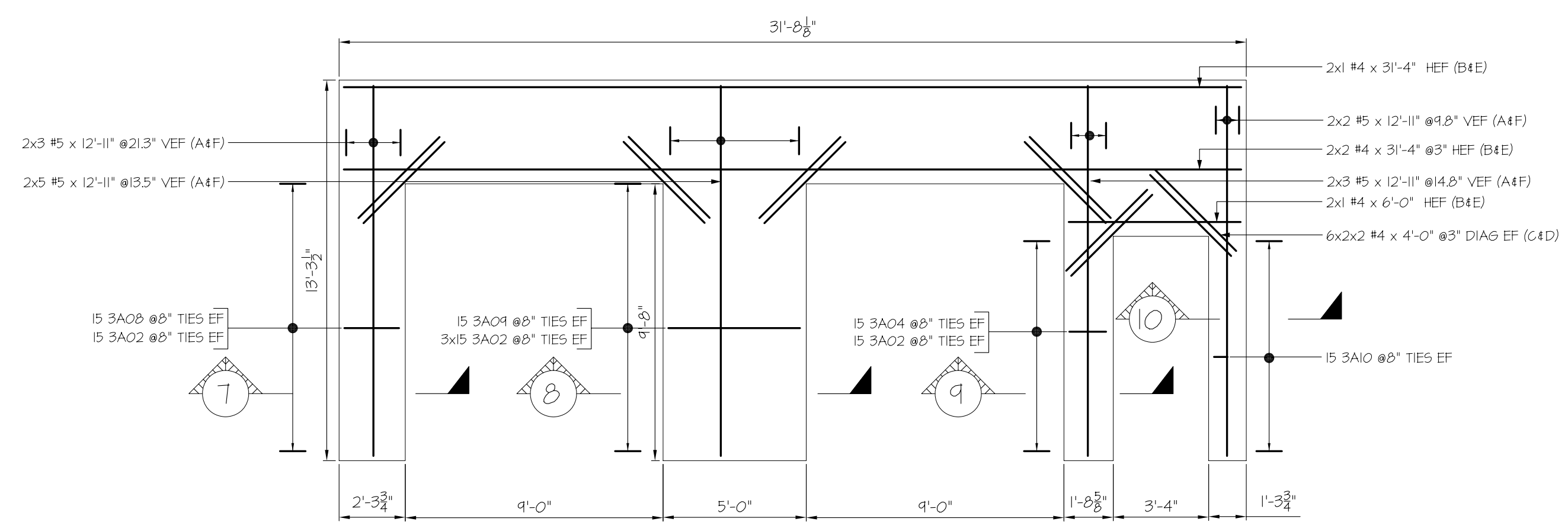
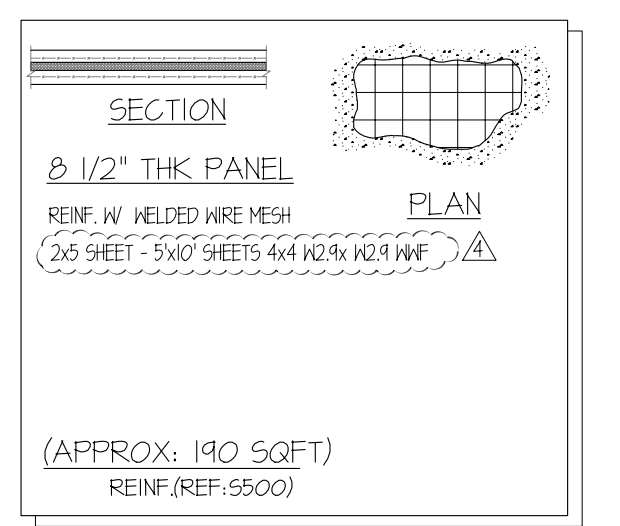
PANEL - E8 (1/2" THK)
REF: 5412 & 5501
FOR 1/2" THK PANEL SECTION REFER SECTION-A/R10



PANEL - E9 (1/2" THK)
REF: 5412 & 5502
FOR 1/2" THK PANEL SECTION REFER SECTION-A/R10



PANEL - E7 (1/2" THK)
REF: 5411 & 5501
FOR 1/2" THK PANEL SECTION REFER SECTION-A/R10



PANEL - E5 (1/2" THK)
REF: 5412 & 5502
FOR 1/2" THK PANEL SECTION REFER SECTION-A/R10

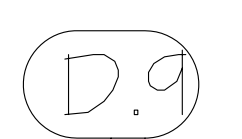


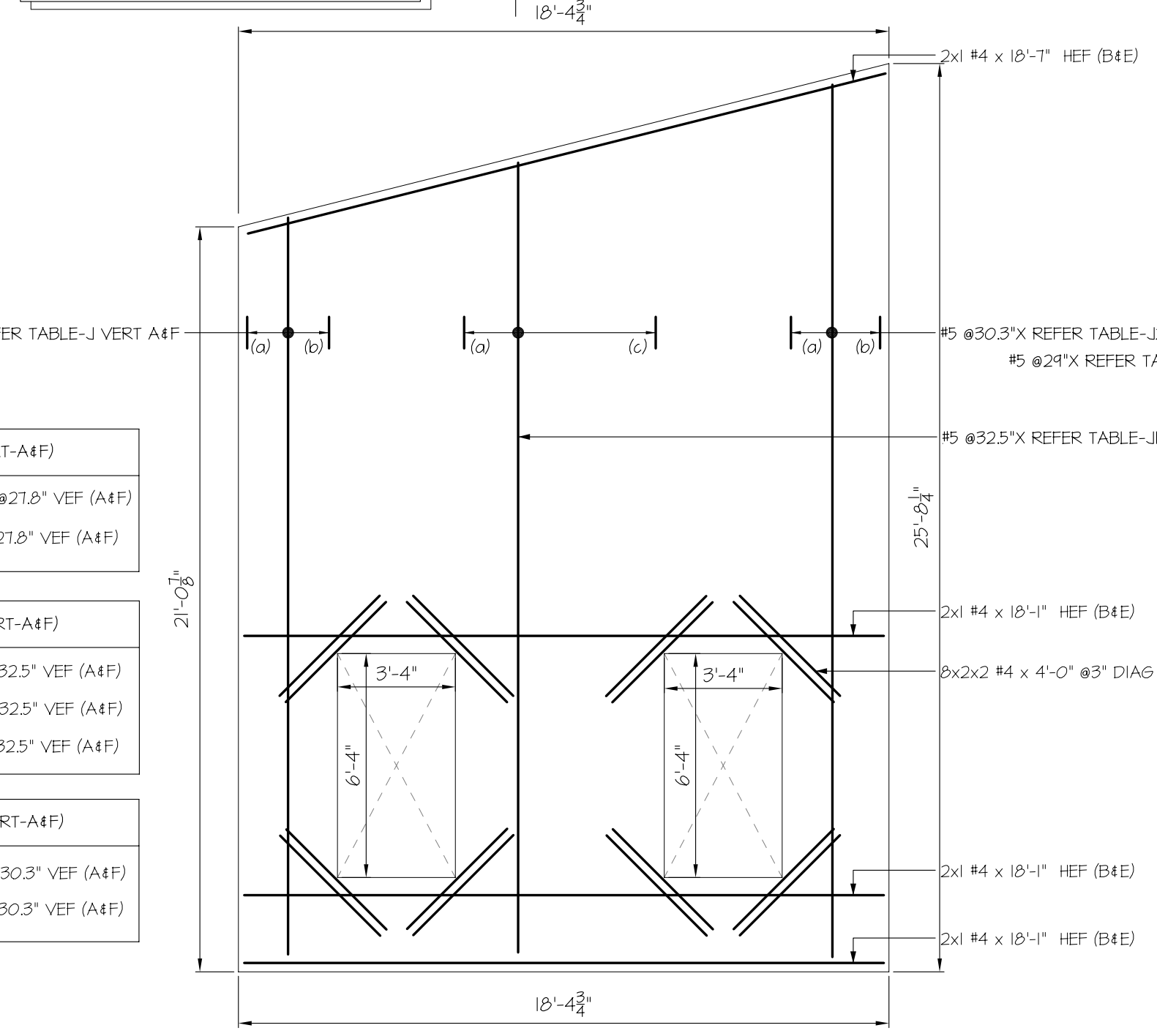
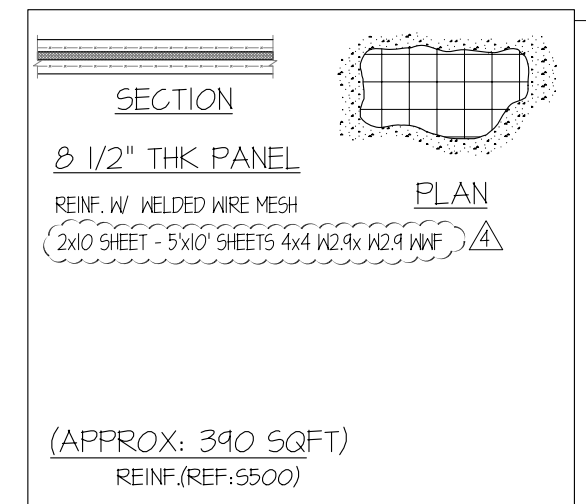
TABLE-I (VERT-A4F)	
(a)	2x1 #5 x 15'-0" @ 28.5" VEF (A4F)
(b)	2x1 #5 x 15'-5" @ 28.5" VEF (A4F)
(c)	2x1 #5 x 16'-2" @ 28.5" VEF (A4F)
(d)	2x1 #5 x 16'-8" @ 28.5" VEF (A4F)

TABLE-II (VERT-A4F)	
(a)	2x1 #5 x 17'-4" @ 32.5" VEF (A4F)
(b)	2x1 #5 x 18'-4" @ 32.5" VEF (A4F)
(c)	2x1 #5 x 19'-0" @ 32.5" VEF (A4F)

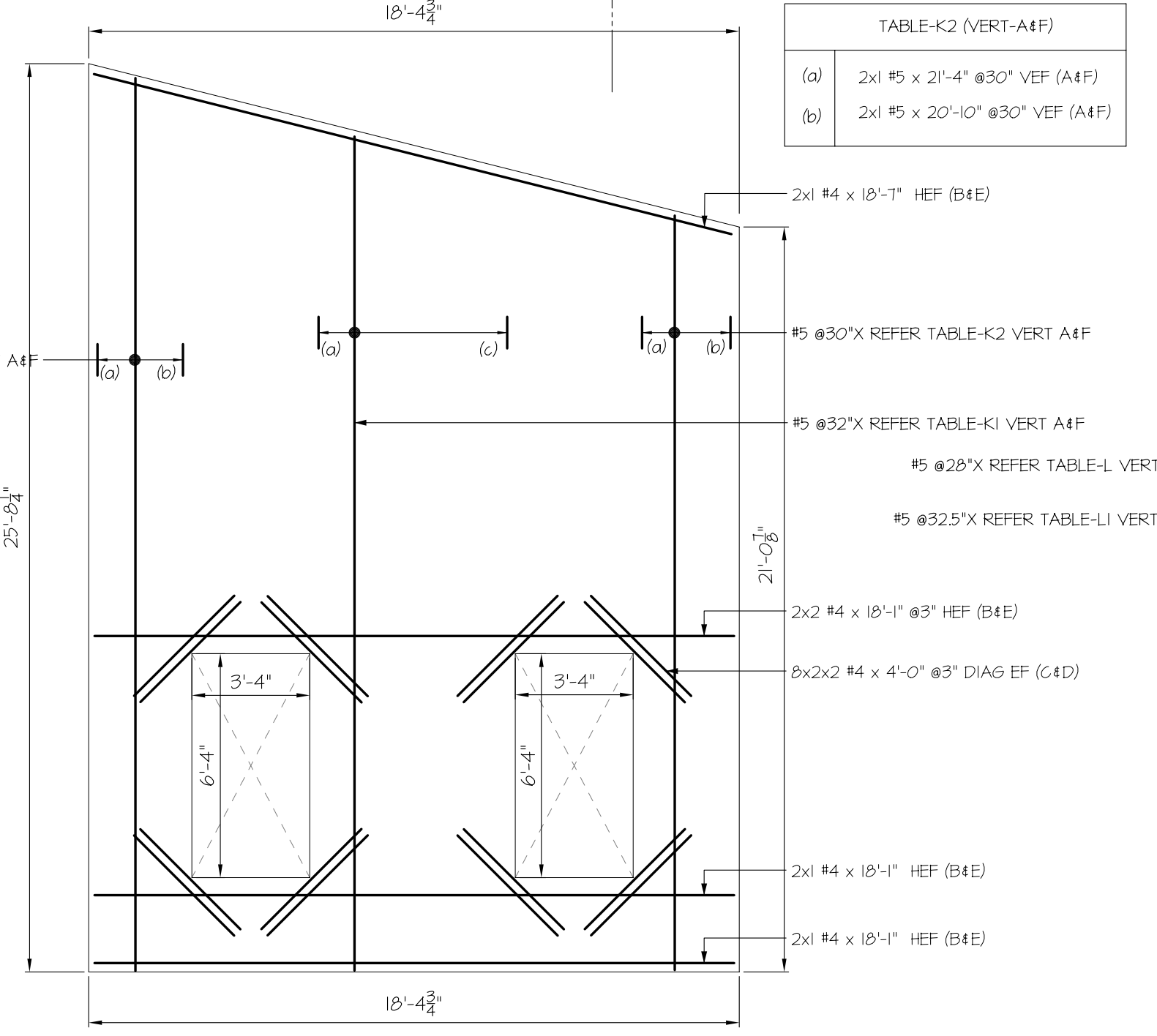
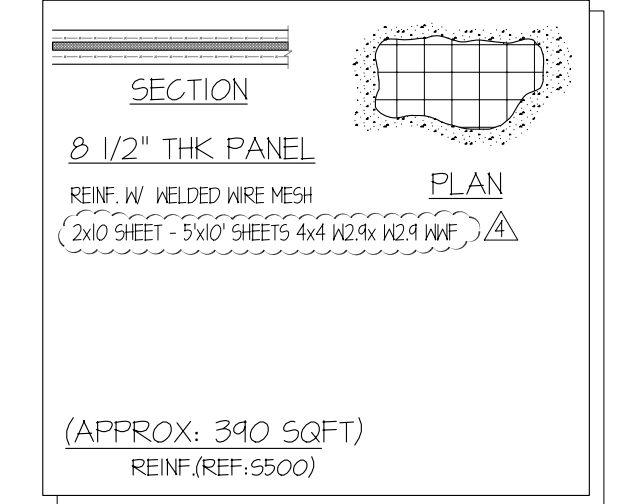
TABLE-12 (VERT-A4F)	
(a)	2x1 #5 x 20'-0" @ 30.8" VEF (A4F)
(b)	2x1 #5 x 20'-1" @ 30.8" VEF (A4F)

USE IN CONJUNCTION WITH THE CONTRACT DRAWING: S-400
FOR SECTIONS SEE CONTRACT DRAWINGS: 5401-5504 AND 5505-5506 (DATED 10-27-14)

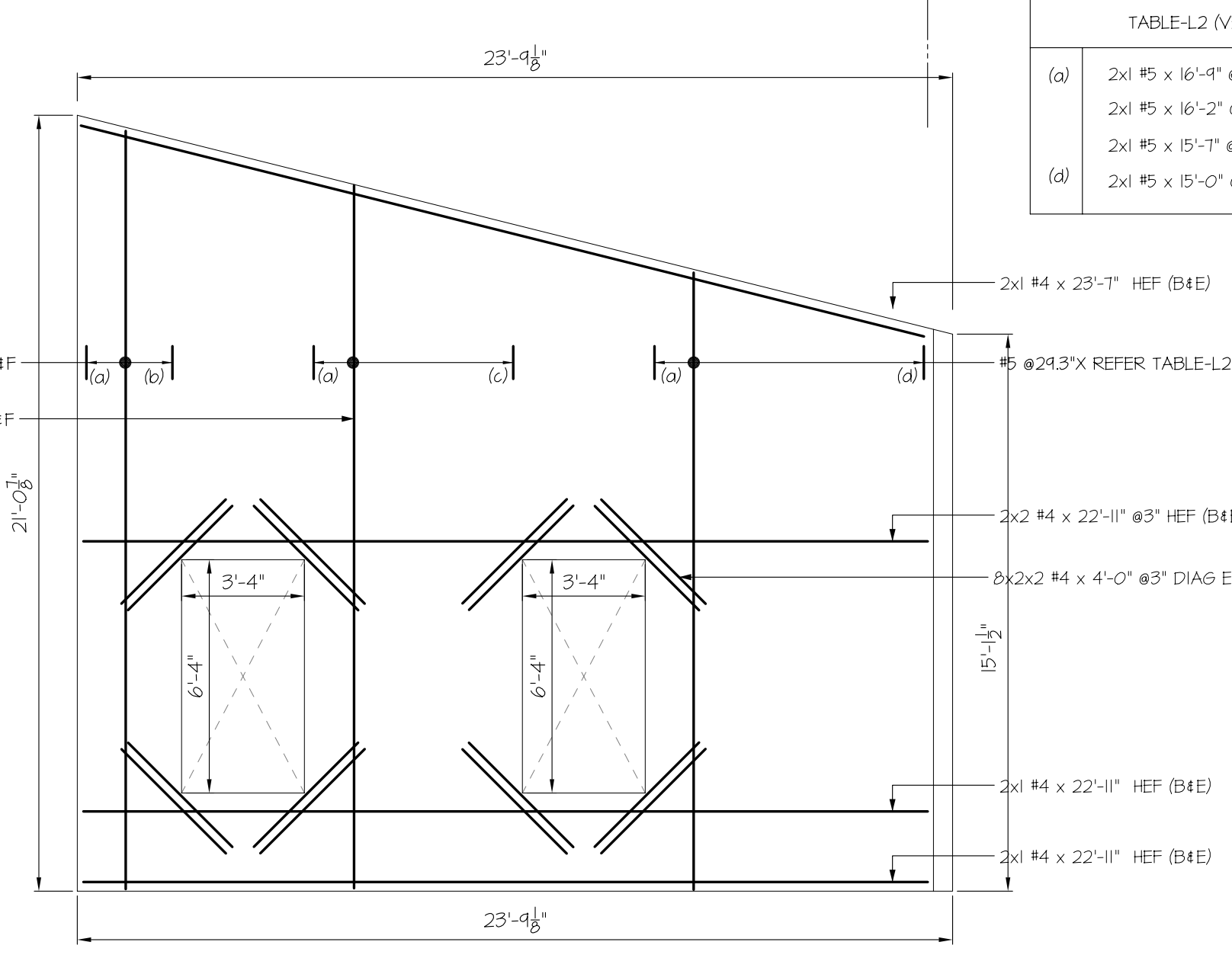
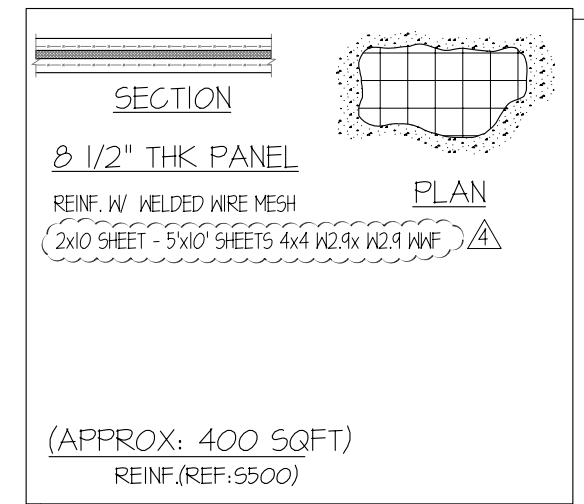
THIS PLACING DRAWING WAS PREPARED FROM CONTRACT DOCUMENTS DATED: 27 OCT 2014



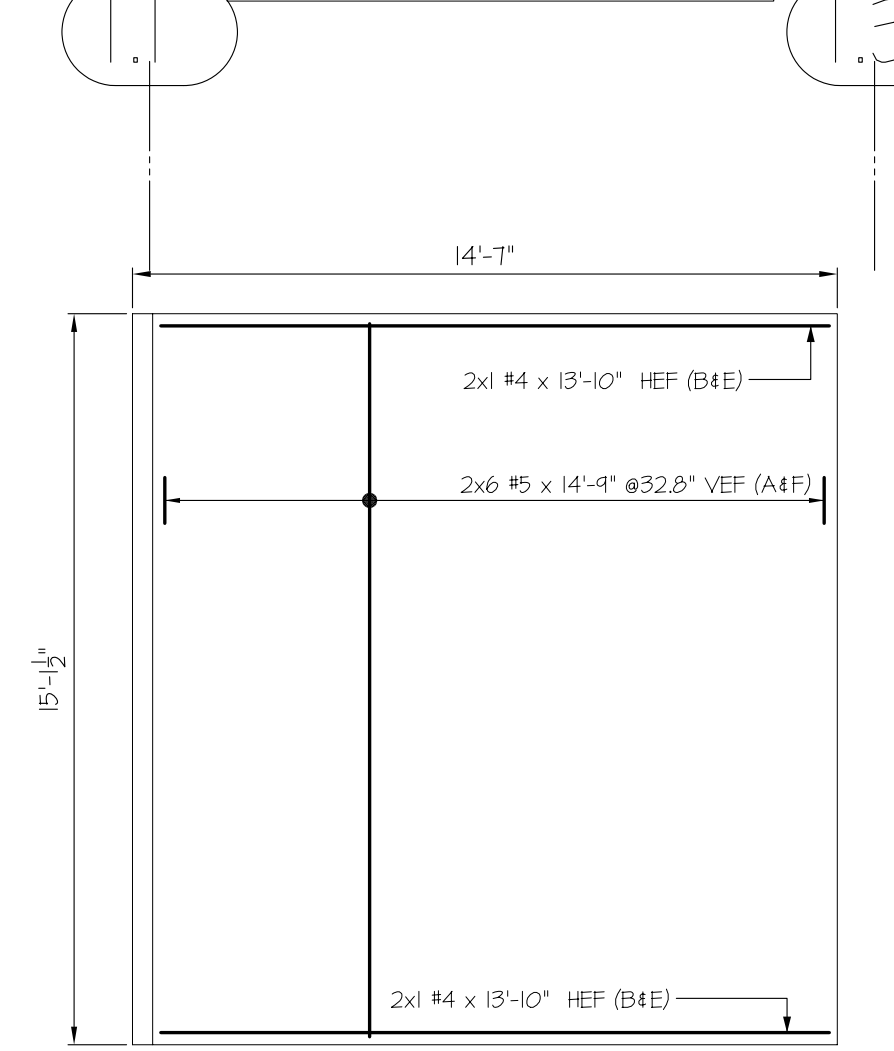
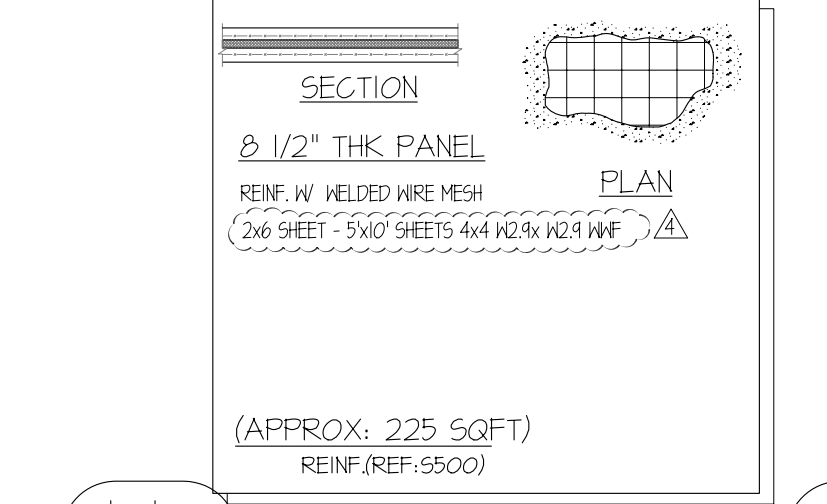
PANEL - E11 (8 1/2" THK)
REF: 5412 & 5502



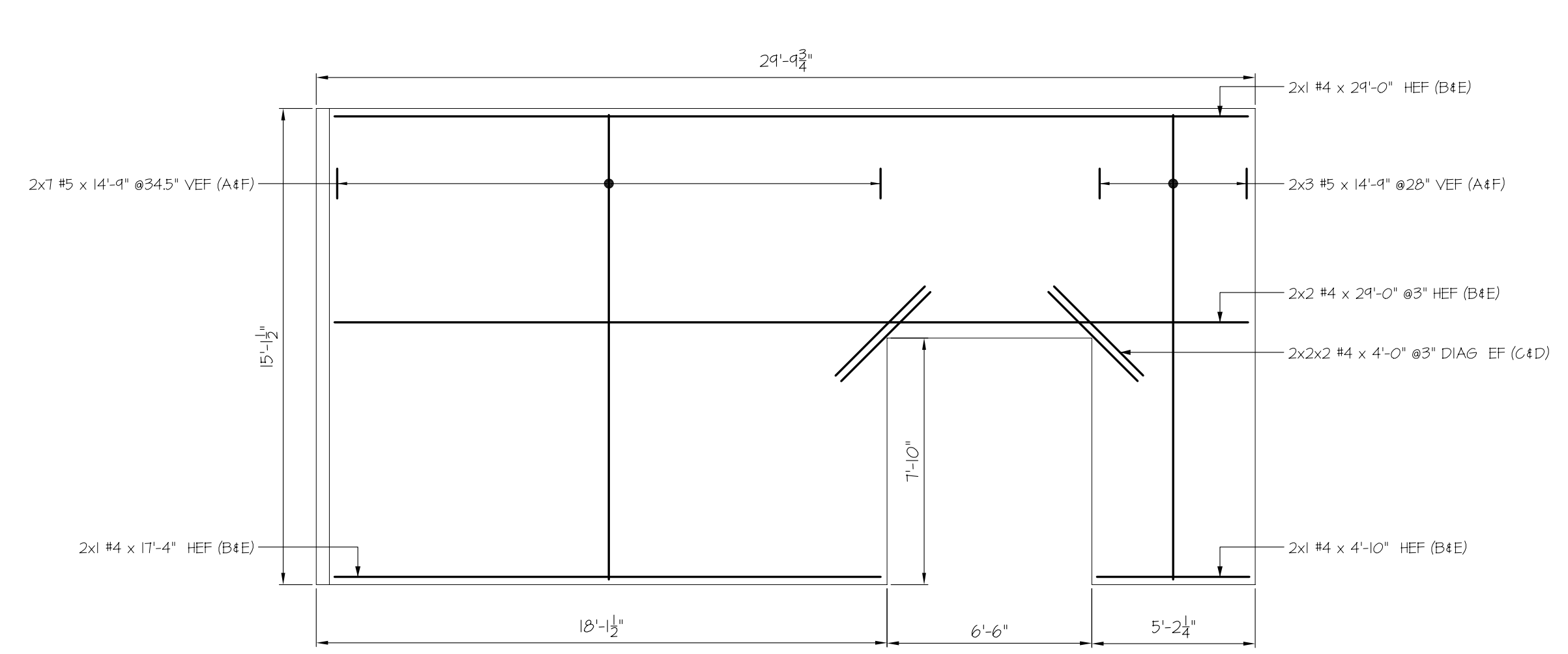
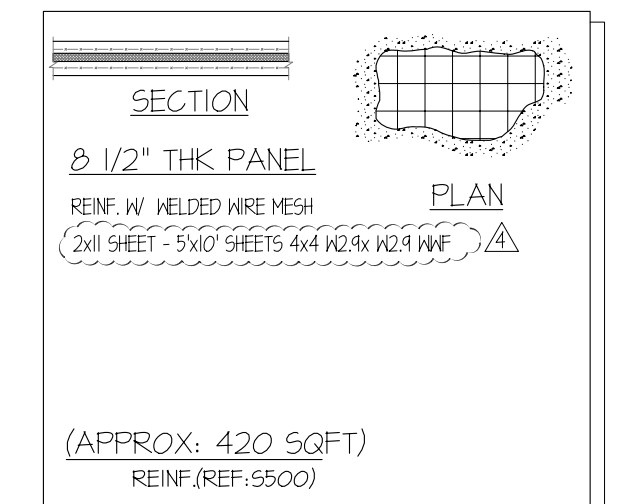
PANEL - E12 (8 1/2" THK)
REF: 5412 & 5502
FOR 1/2" THK PANEL SECTION REFER SECTION-A/R10



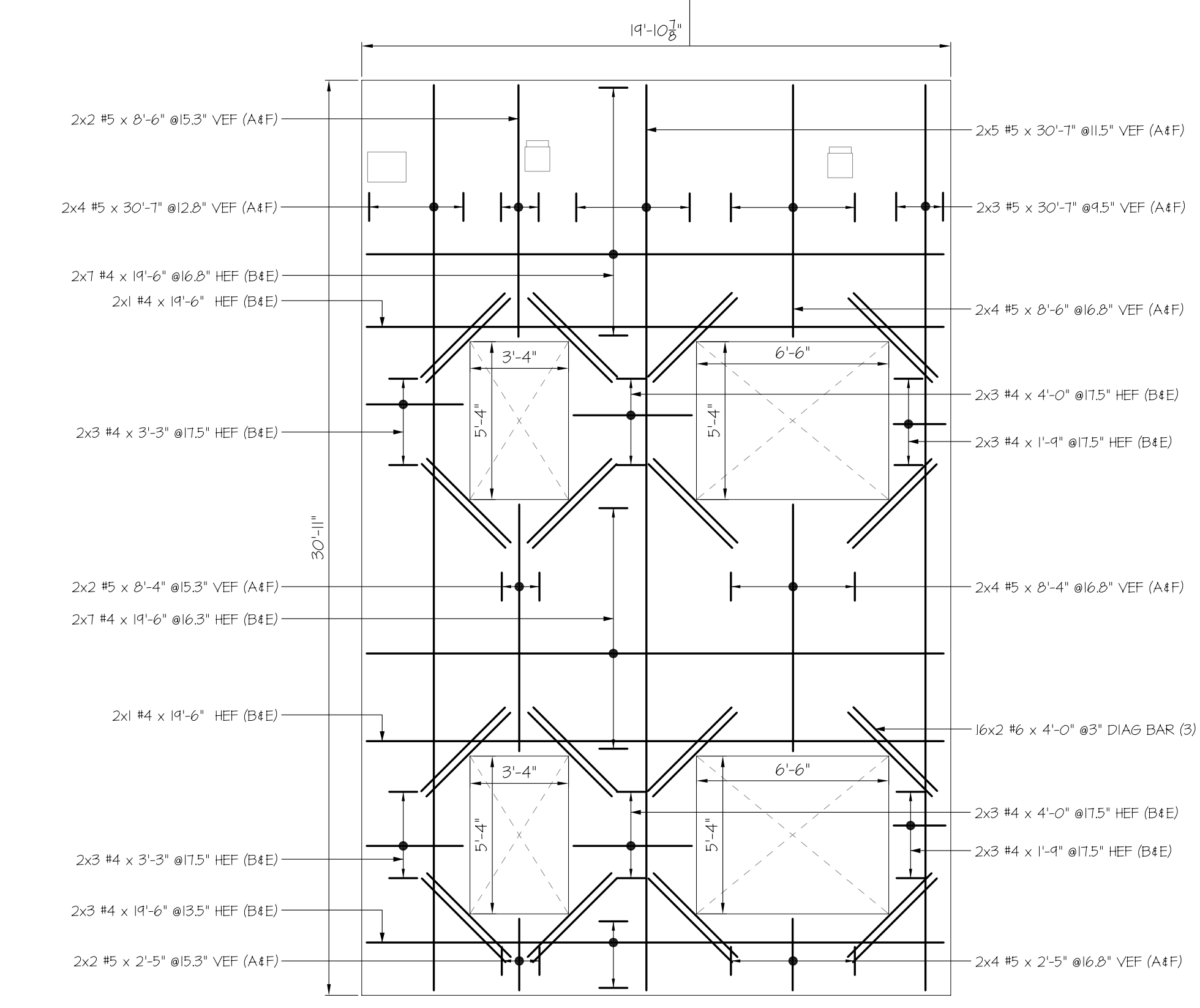
PANEL - E13 (8 1/2" THK)
REF: 5412 & 5502
FOR 1/2" THK PANEL SECTION REFER SECTION-A/R10



PANEL - S1 (8 1/2" THK)
REF: 5412 & 5502
FOR 1/2" THK PANEL SECTION REFER SECTION-A/R10



PANEL - S2 (8 1/2" THK)
REF: 5412 & 5502
FOR 1/2" THK PANEL SECTION REFER SECTION-A/R10



PANEL - S3 (7 1/4" THK)
REF: 5413 & 5502
FOR 1 1/4" THK PANEL SECTION REFER SECTION-D/R10

ABBREVIATIONS	
CONT.	CONTINUE
COR	CORNER
INT	INTERSECTION

USE IN CONJUNCTION WITH THE CONTRACT DRAWING: S-400
FOR SECTIONS SEE CONTRACT DRAWINGS: 5401-5504 AND 5505-5506 (DATED 10-27-14)

THIS PLACING DRAWING WAS PREPARED FROM CONTRACT DOCUMENTS DATED: 27 OCT 2014

Drawings prepared by Simson Corporation for the use of the contractor. The contractor shall be responsible for the accuracy of the information provided herein. The contractor shall be responsible for the accuracy of the information provided herein. The contractor shall be responsible for the accuracy of the information provided herein.

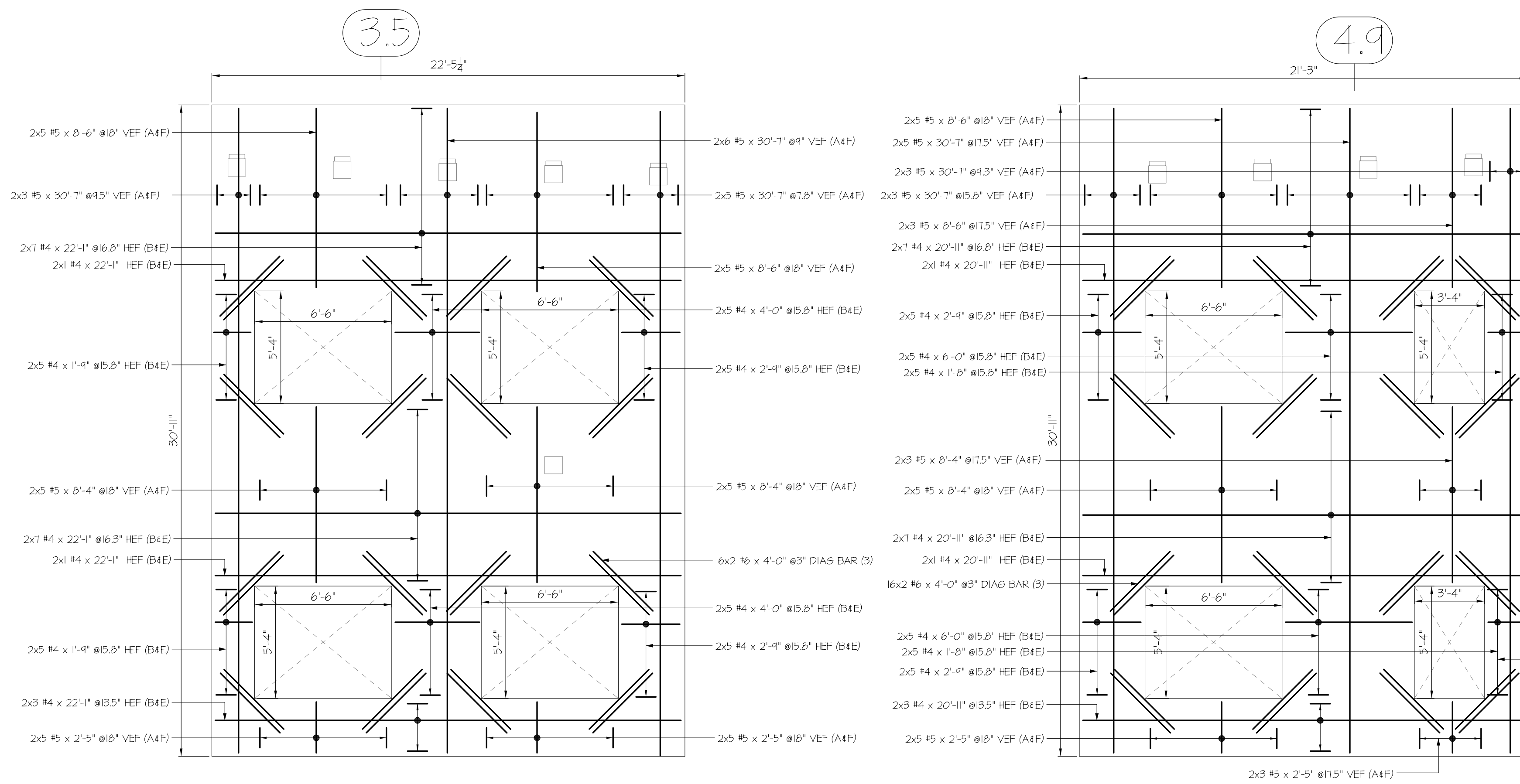
NO.	DESCRIPTION	DATE
4	ORIGINAL ISSUE APPROVED FOR CONSTRUCTION	12/17/2014
3	ORIGINAL ISSUE APPROVED FOR CONSTRUCTION	12/17/2014
2	ORIGINAL ISSUE APPROVED FOR CONSTRUCTION	12/17/2014
1	ORIGINAL ISSUE APPROVED FOR CONSTRUCTION	12/17/2014
0	ORIGINAL ISSUE APPROVED FOR CONSTRUCTION	12/17/2014

NO.	DESCRIPTION	DATE
1	ORIGINAL ISSUE APPROVED FOR CONSTRUCTION	12/17/2014
0	ORIGINAL ISSUE APPROVED FOR CONSTRUCTION	12/17/2014

STRUCTURE: CT FOOD BANK
LOCATION: WALLINGFORD, CT
ARCHITECT: SIMSON CORPORATION
ENGINEER: SIMSON CORPORATION

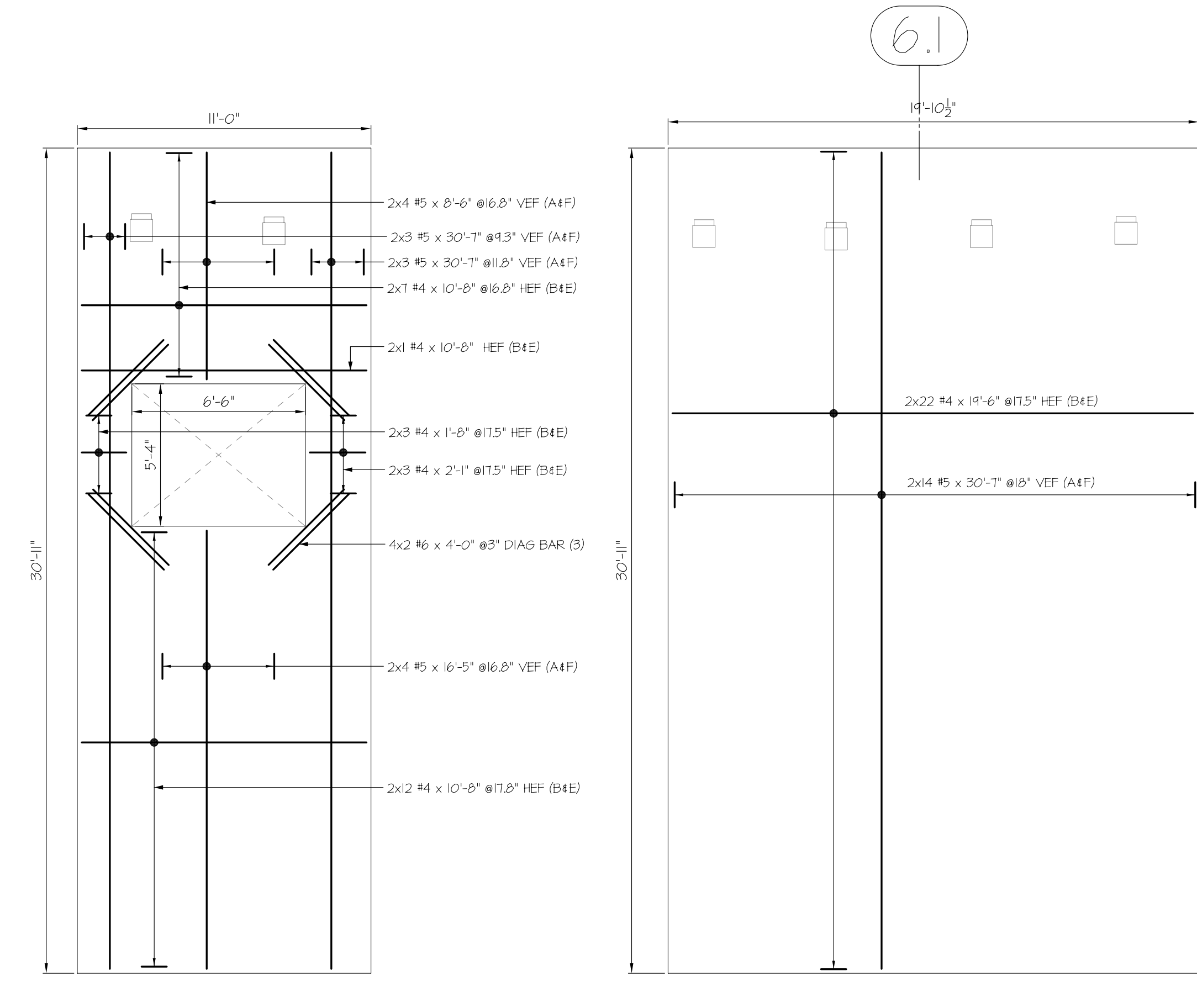
JOB NO. 2275 Research Boulevard, Suite 500, Rockville, MD 20850
Phone: 301-408-8553 Fax: 301-261-0239

DATE	CHECKED
07/22/2014	ST ST
SHEET NO.	



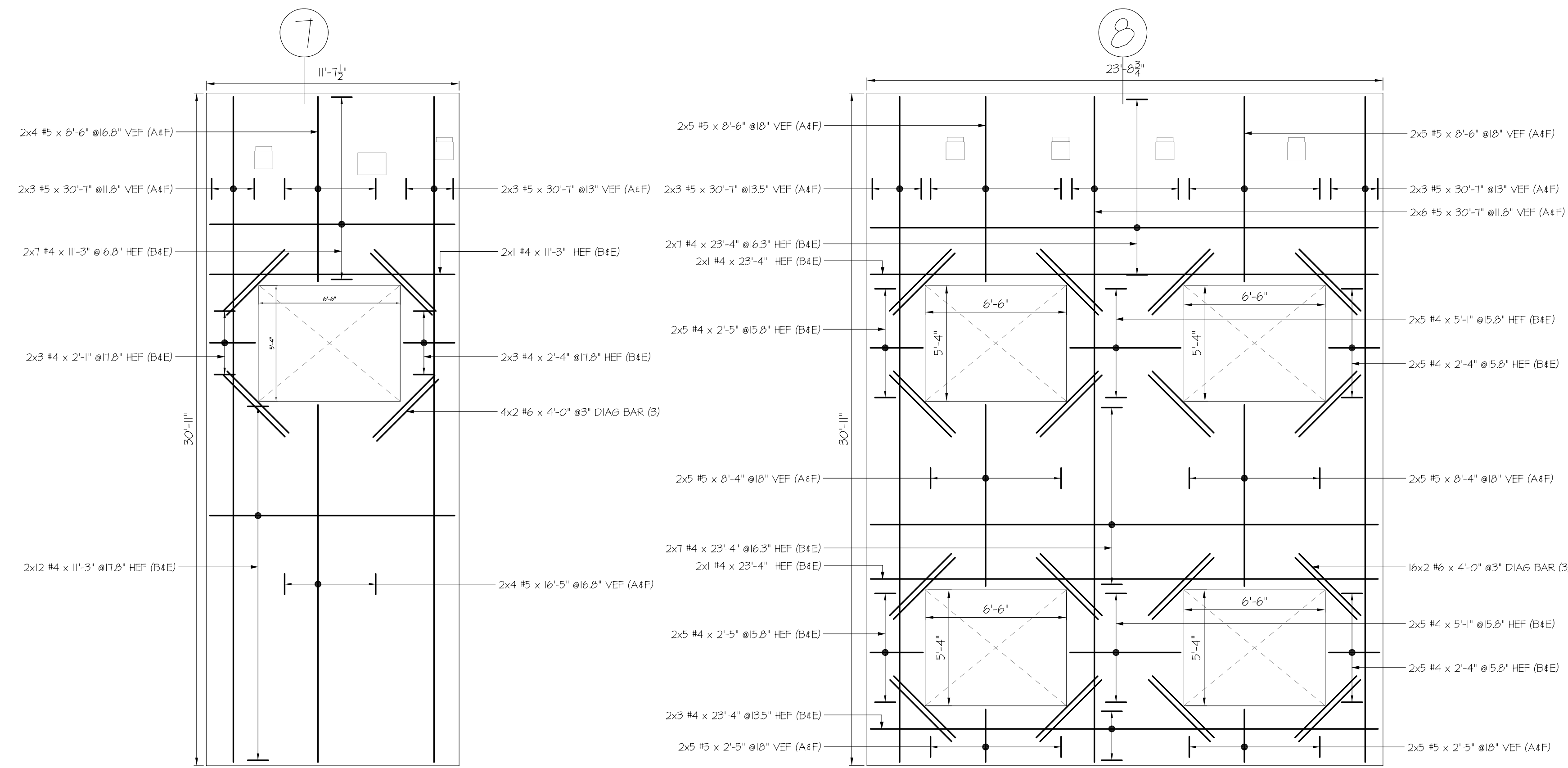
PANEL- 54 (7 1/4" THK)
 REF: 5413 & 5502
 FOR 7 1/4" THK PANEL SECTION REFER SECTION-D/R5

PANEL- 55 (7 1/4" THK)
 REF: 5413 & 5502
 FOR 7 1/4" THK PANEL SECTION REFER SECTION-D/R0



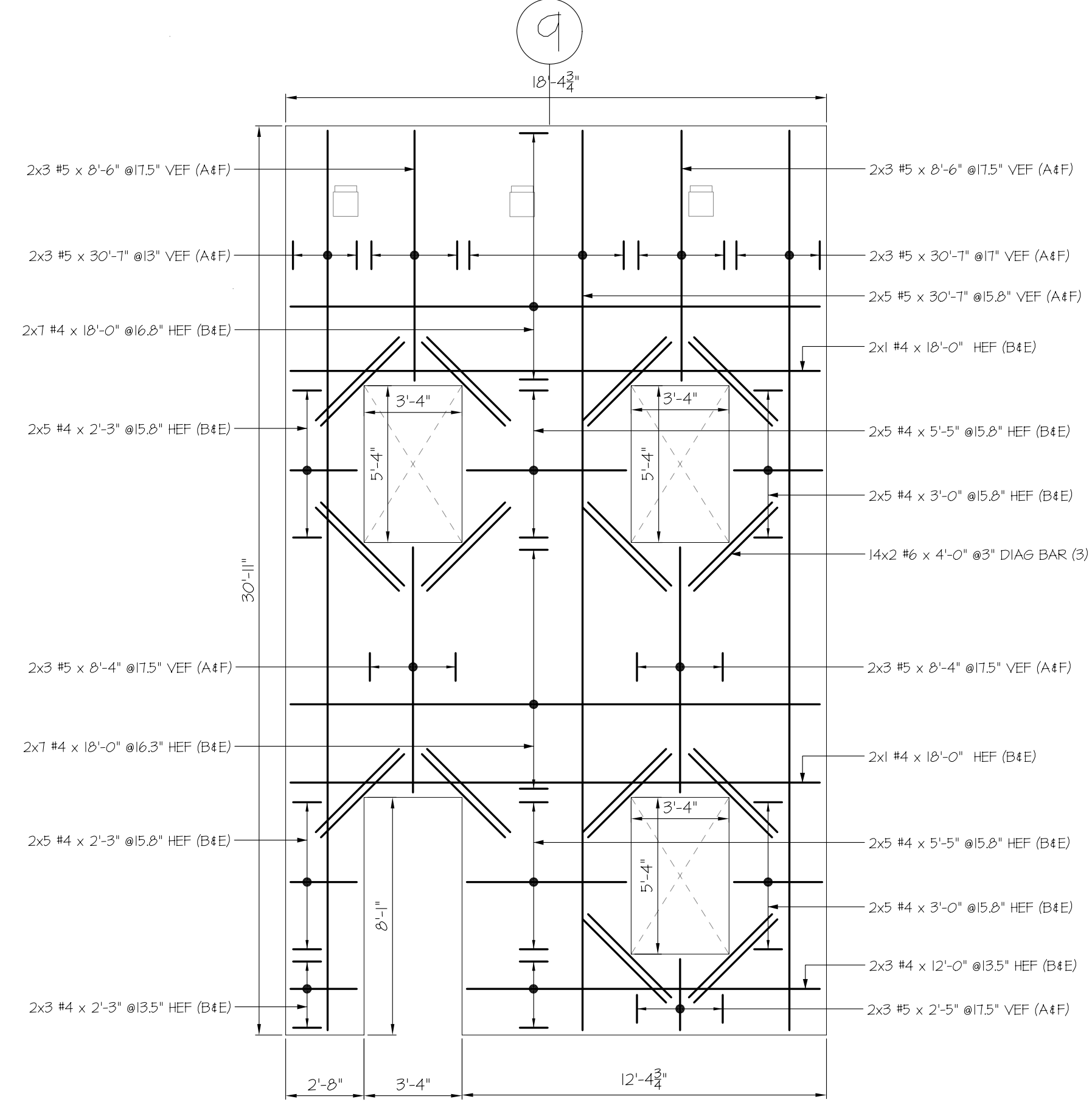
PANEL- 56 (7 1/4" THK)
 REF: 5413 & 5502
 FOR 7 1/4" THK PANEL SECTION REFER SECTION-D/R0

PANEL- 57 (7 1/4" THK)
 REF: 5413 & 5502
 FOR 7 1/4" THK PANEL SECTION REFER SECTION-D/R0



PANEL- 58 (7 1/4" THK)
 REF: 5413 & 5502
 FOR 7 1/4" THK PANEL SECTION REFER SECTION-D/R0

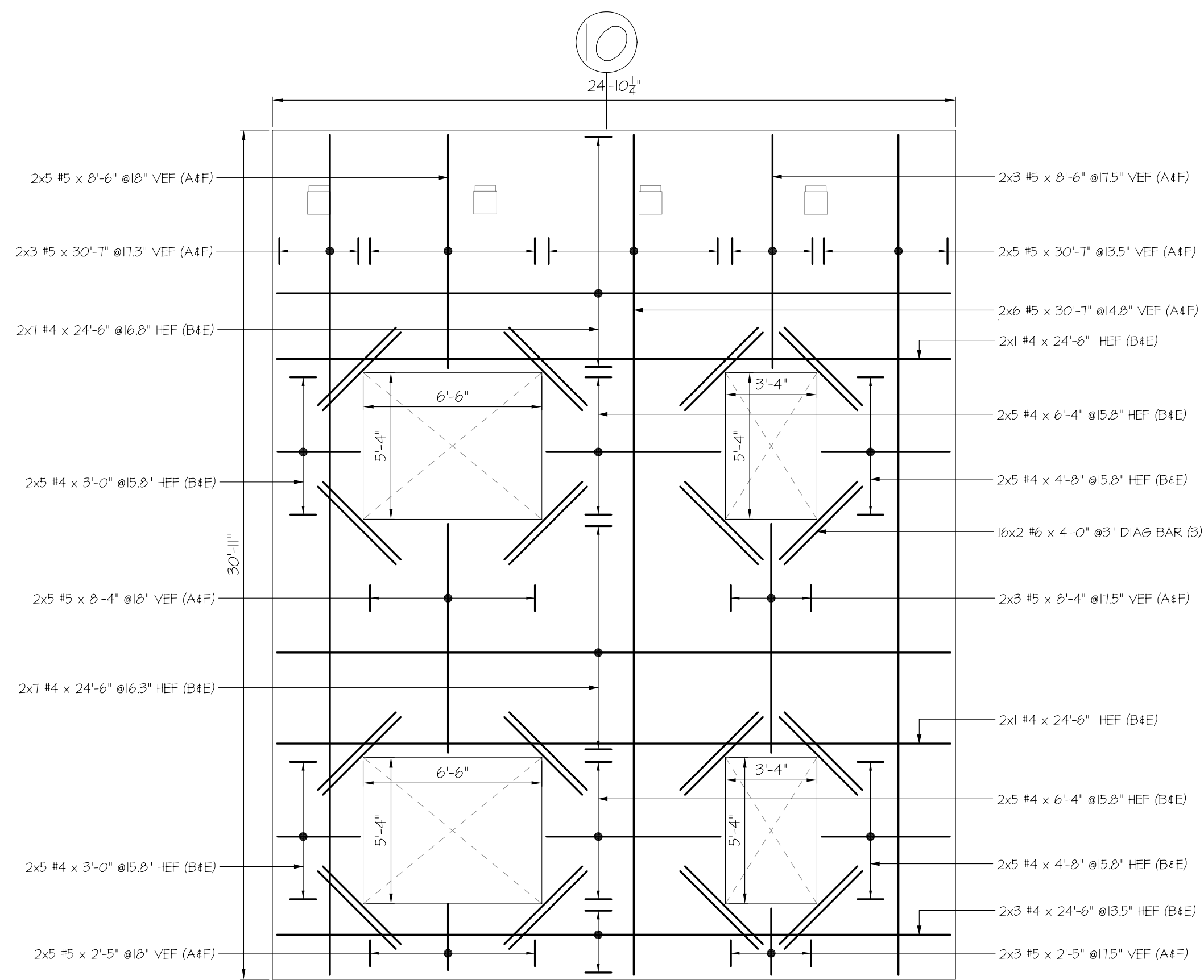
PANEL- 59 (7 1/4" THK)
 REF: 5413 & 5502
 FOR 7 1/4" THK PANEL SECTION REFER SECTION-D/R0



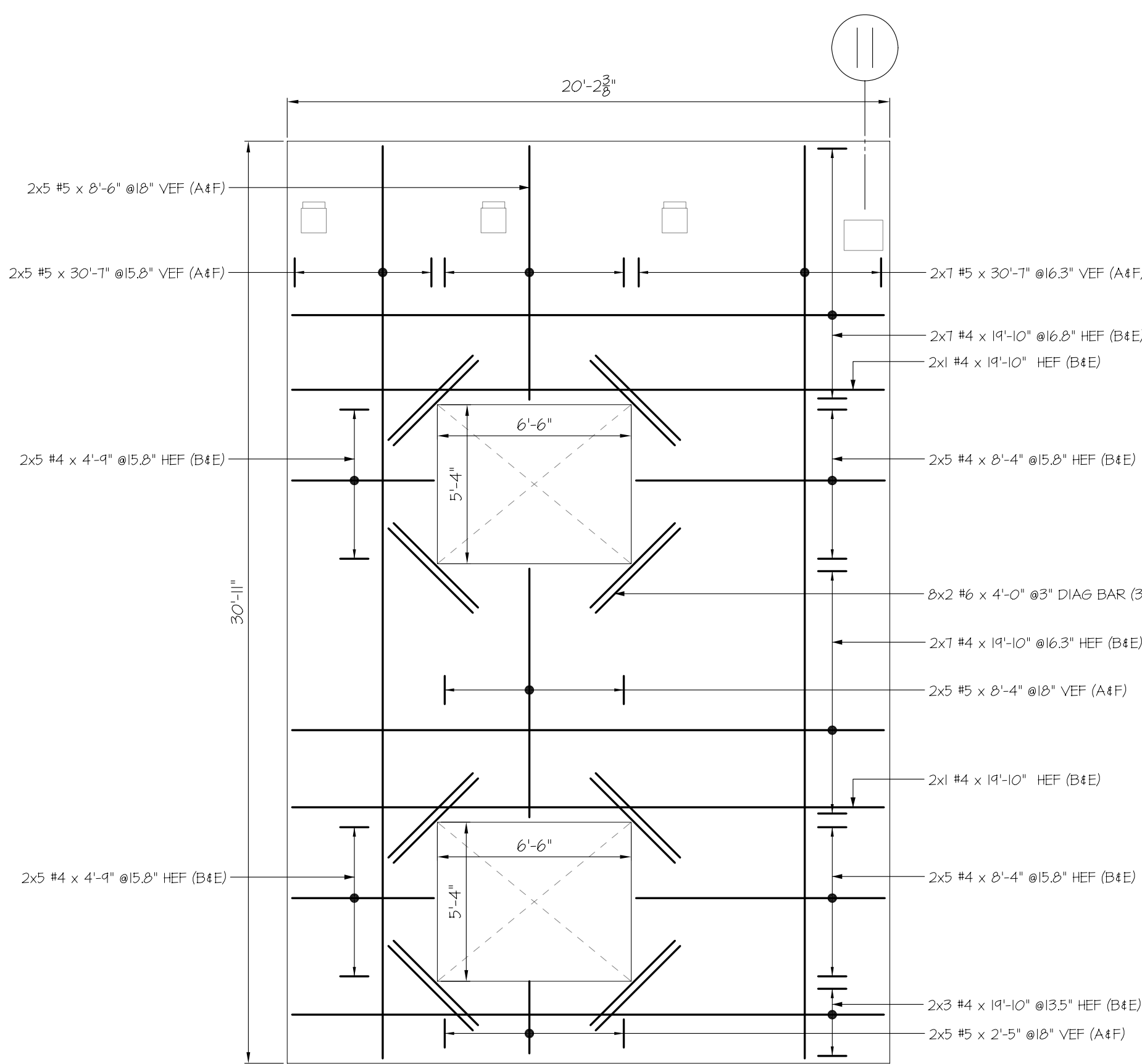
PANEL- 510 (7 1/4" THK)
 REF: 5413 & 5502
 FOR 7 1/4" THK PANEL SECTION REFER SECTION-D/R0

ABBREVIATIONS	
CONT.	CONTINUE
COR	CORNER
INT	INTERSECTION

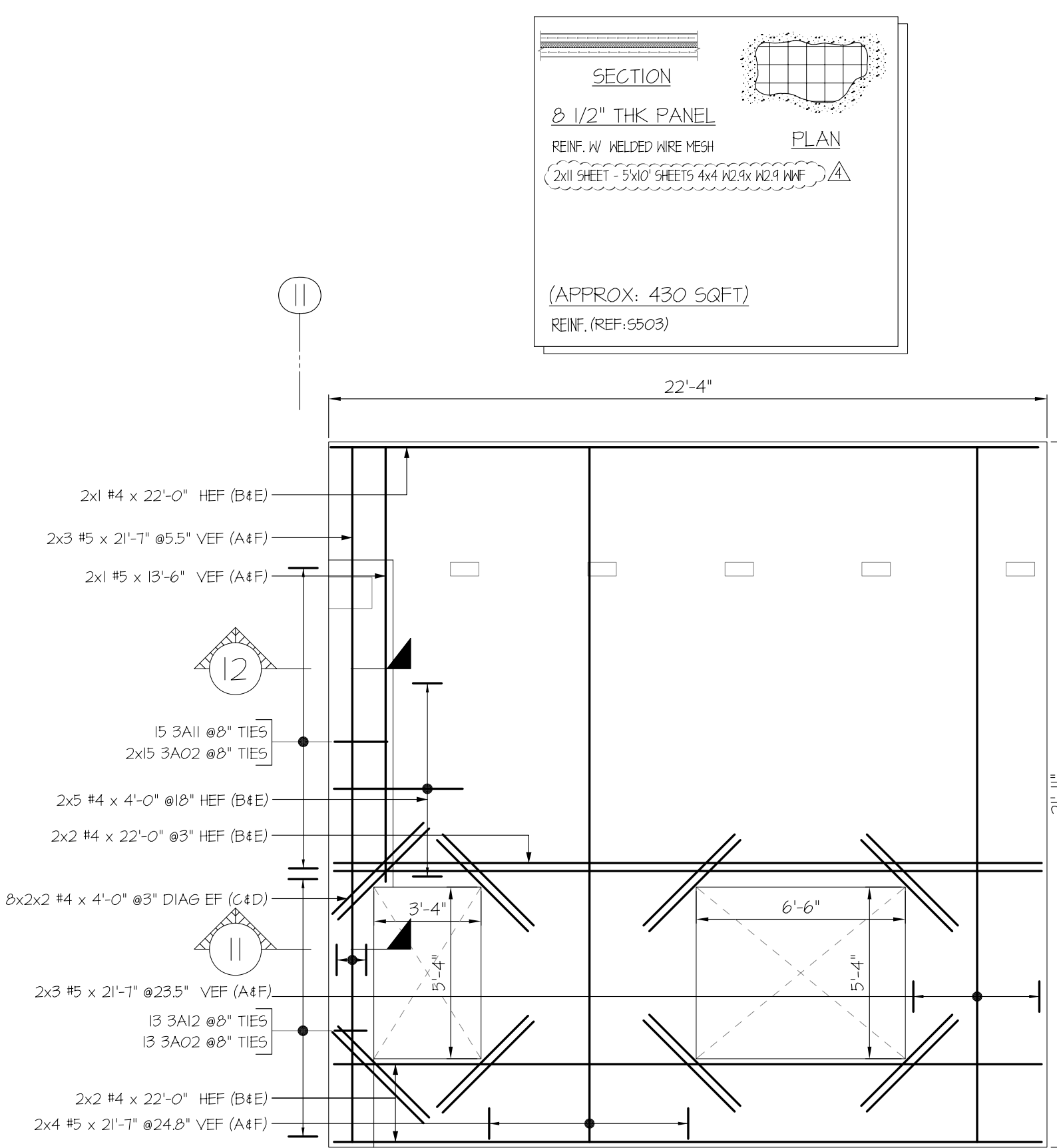
DRAWING COVERS		STRUCTURE CT FOOD BANK LOCATION WALLINGFORD, CT ARCHITECT SIMSONA CORPORATION 2275 Research Boulevard, Suite 500, Rockville, MD 20850 Phone: 301-408-8555 Fax: 301-261-0239	CONTRACTOR COMPLEX CONSTRUCTION ENGINEER SIMSONA CORPORATION
PANELS			
4 ORIGINAL ISSUE APPROVED FOR ISSUE DATE 12/20/14 3 ORIGINAL ISSUE APPROVED FOR ISSUE DATE 12/20/14 2 ORIGINAL ISSUE APPROVED FOR ISSUE DATE 12/20/14 1 ORIGINAL ISSUE APPROVED FOR ISSUE DATE 12/20/14 0 ORIGINAL ISSUE APPROVED FOR ISSUE DATE 12/20/14			
REVISION 1 2 3 4			
USE IN CONJUNCTION WITH THE CONTRACT DRAWING: 5-400 FOR SECTIONS SEE CONTRACT DRAWINGS: 5401-5504 AND 5505-5506 (DATED 10-27-14)		THIS PLACING DRAWING WAS PREPARED FROM CONTRACT DOCUMENTS DATED: 27 OCT 2014	
DRAWN ST ST		CHECKED ST ST	
DATE 07/22/2014		SHEET NO. 3	



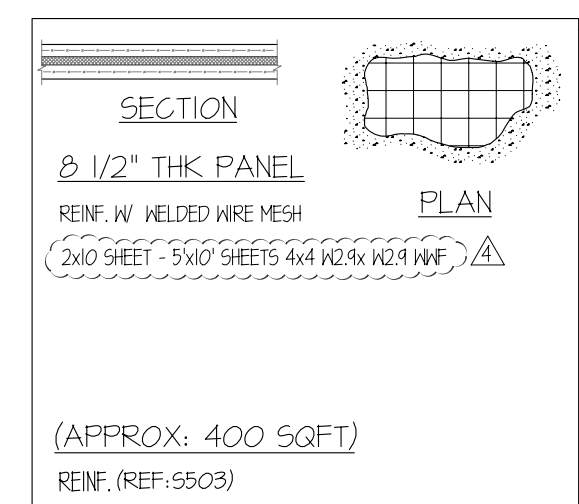
PANEL-S11 (7 1/4" THK)
REF: 5413 & 5502
FOR 1 1/4" THK PANEL SECTION REFER SECTION-D/RIO



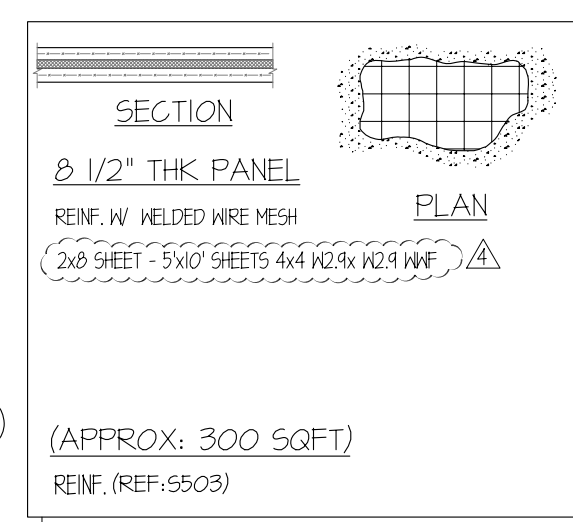
PANEL-S12 (7 1/4" THK)
REF: 5413 & 5502
FOR 1 1/4" THK PANEL SECTION REFER SECTION-D/RIO



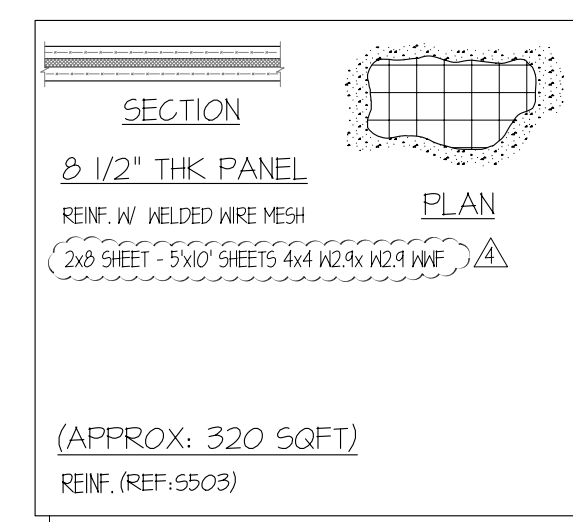
PANEL-S13 (8 1/2" THK)
REF: 5413 & 5503
FOR 8 1/2" THK PANEL SECTION REFER SECTION-A/RIO



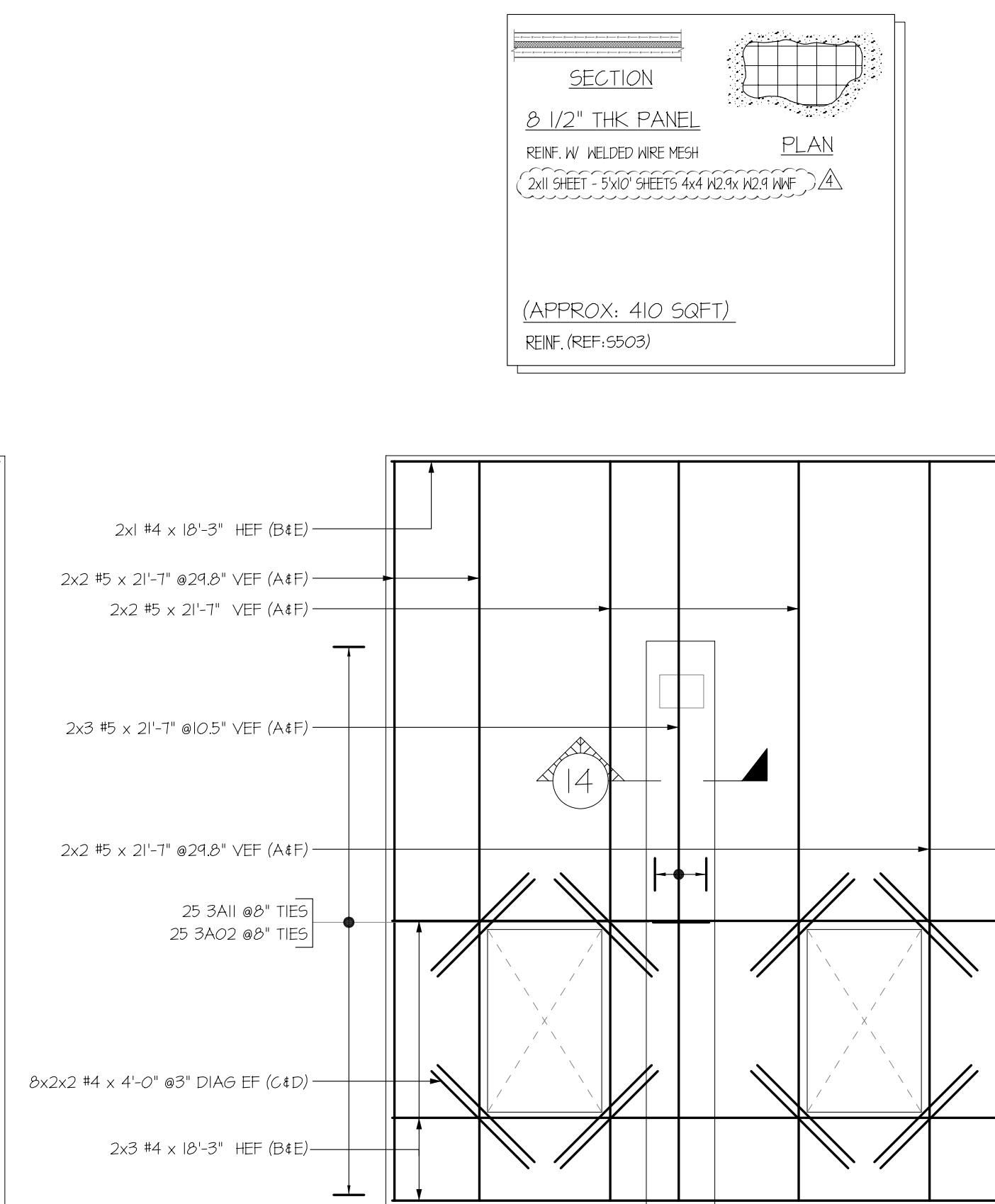
PANEL-S14 (8 1/2" THK)
REF: 5413 & 5503
FOR 8 1/2" THK PANEL SECTION REFER SECTION-A/RIO



PANEL-W1 (8 1/2" THK)
REF: 5413 & 5503
FOR 8 1/2" THK PANEL SECTION REFER SECTION-A/RIO

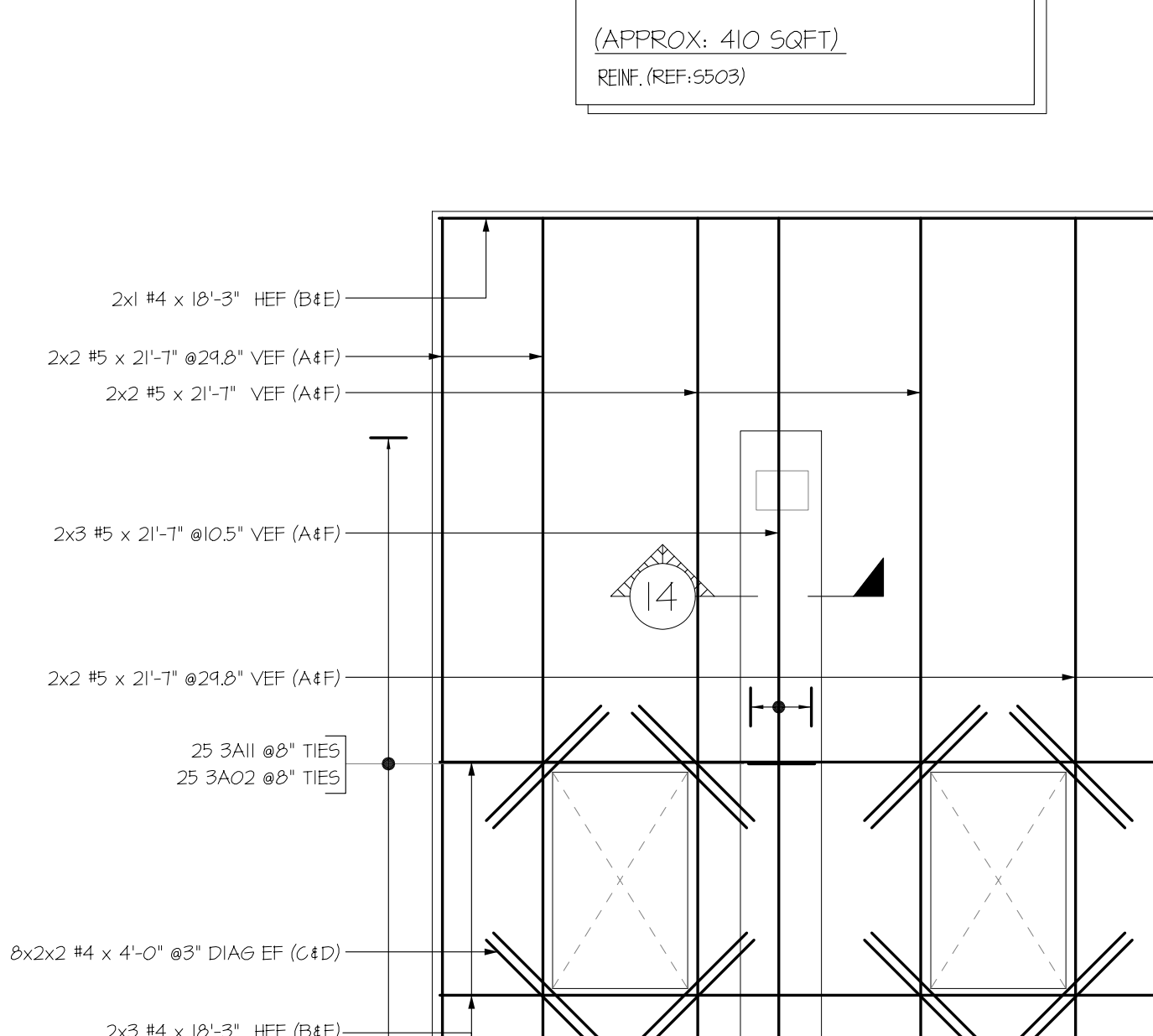
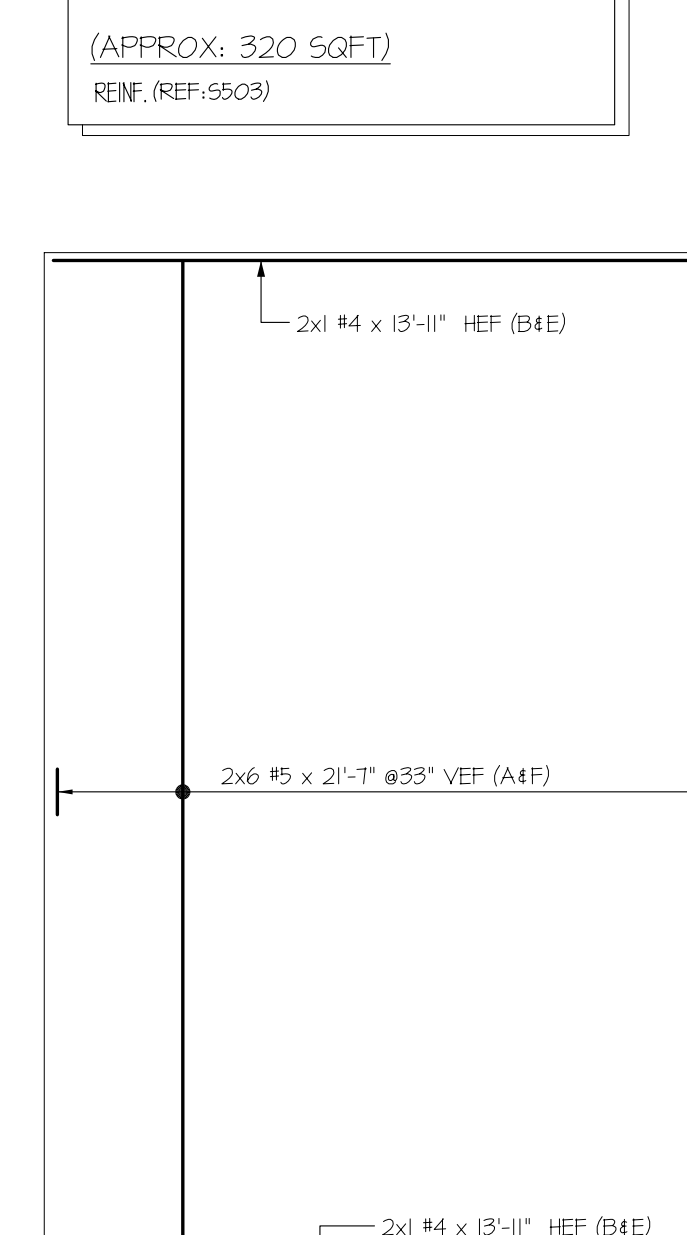
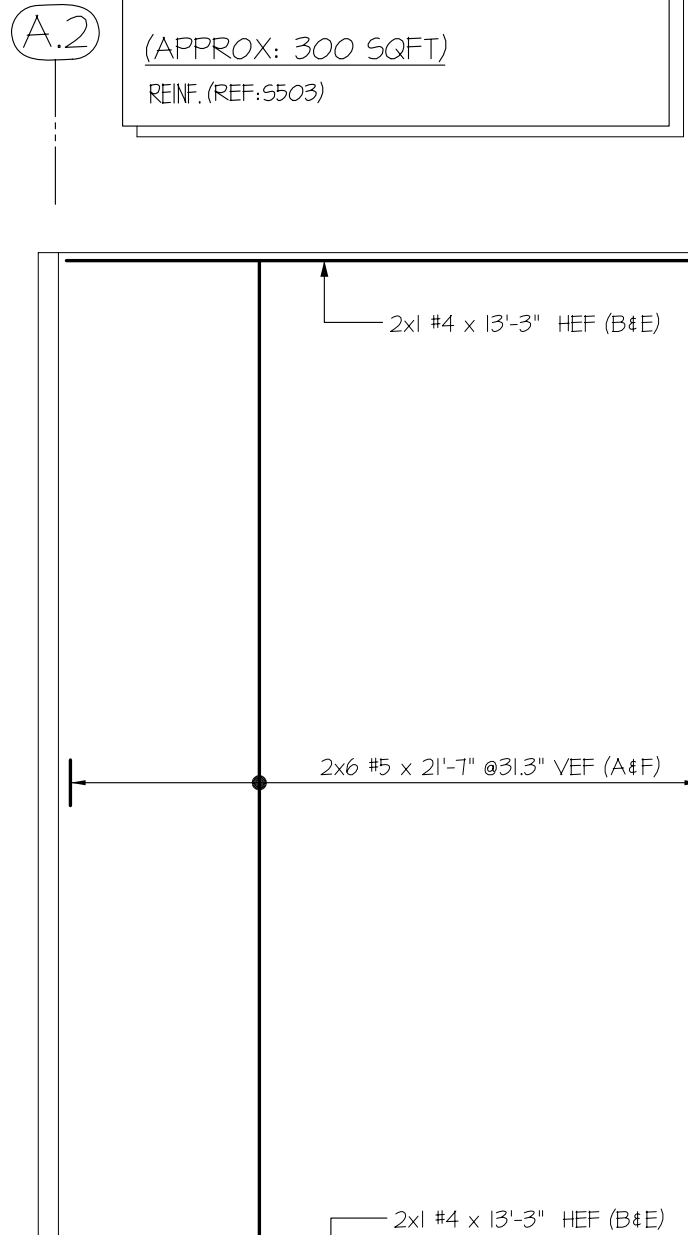
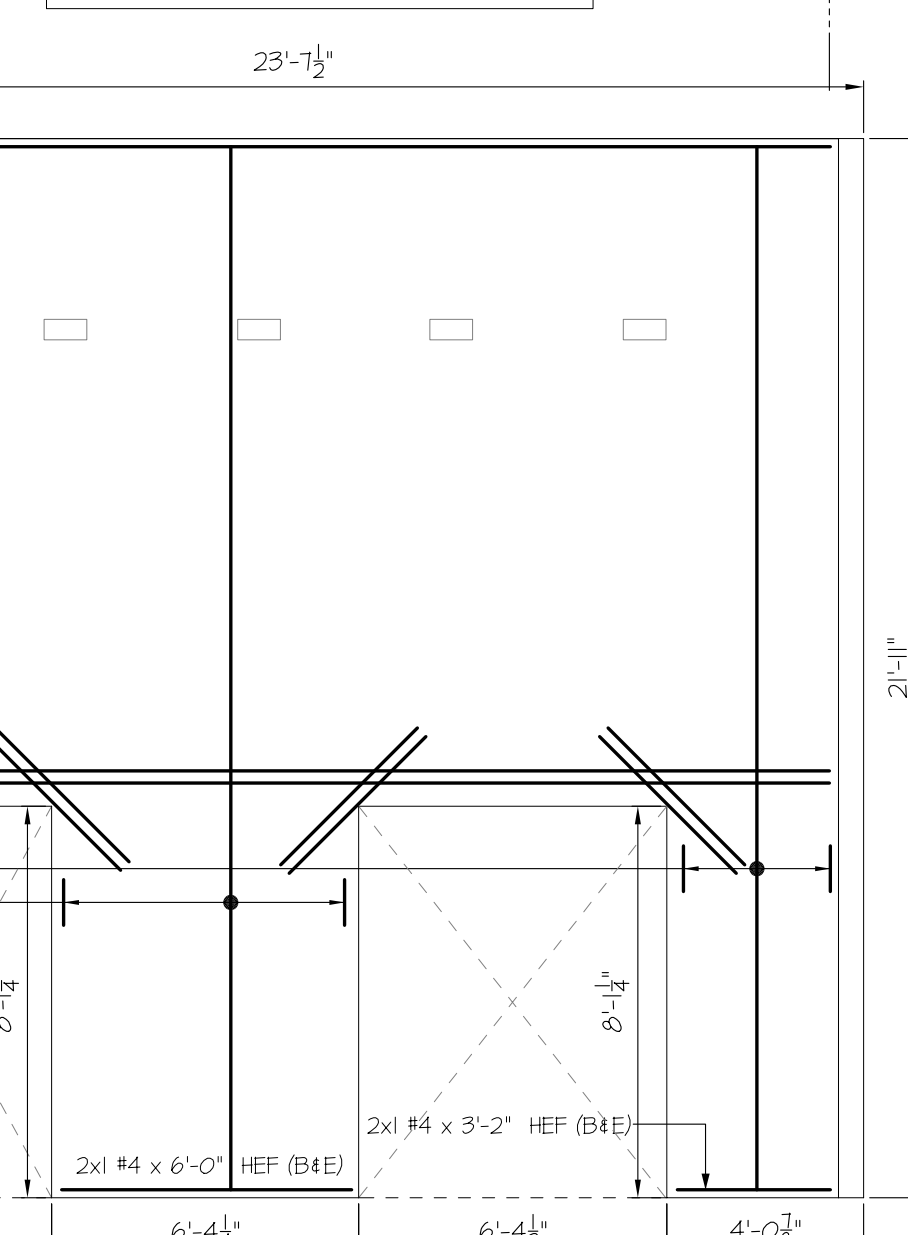
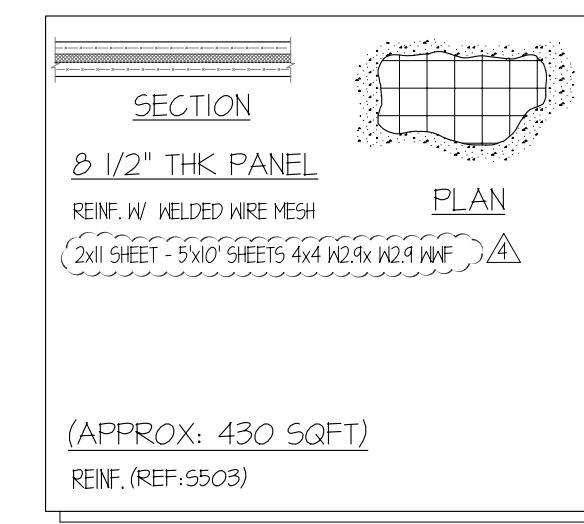


PANEL-W2 (8 1/2" THK)
REF: 5413 & 5503
FOR 8 1/2" THK PANEL SECTION REFER SECTION-A/RIO



PANEL-W3 (8 1/2" THK)
REF: 5413 & 5503
FOR 8 1/2" THK PANEL SECTION REFER SECTION-A/RIO

ABBREVIATIONS	
CONT.	CONTINUE
COR	CORNER
INT	INTERSECTION



DRAWING COVERS
 PANELS
 STRUCTURE
 C.T. FOOD BANK
 LOCATION
 WALLINGFORD, CT
 ARCHITECT
 SIMSONA CORPORATION
 2275 Research Boulevard, Suite 500, Rockville, MD 20850
 Phone: 301-468-8553 Fax: 301-261-0239
 ENGINEER
 ARCHITECT
 ENGINEER

NO.	DESCRIPTION	DATE
4	ORIGINAL ISSUE APPROVAL/NOTED AS NOT SEE COMMENT	12/17/2014
3	APPROVAL/REVISED FOR LATEST SRV DMC	12/17/2014
2	ORIGINAL ISSUE APPROVED	10/27/2014
1	ORIGINAL ISSUE APPROVAL/REVISED FOR ALL COMMENTS	10/27/2014
0	ORIGINAL ISSUE FOR APPROVAL	10/27/2014

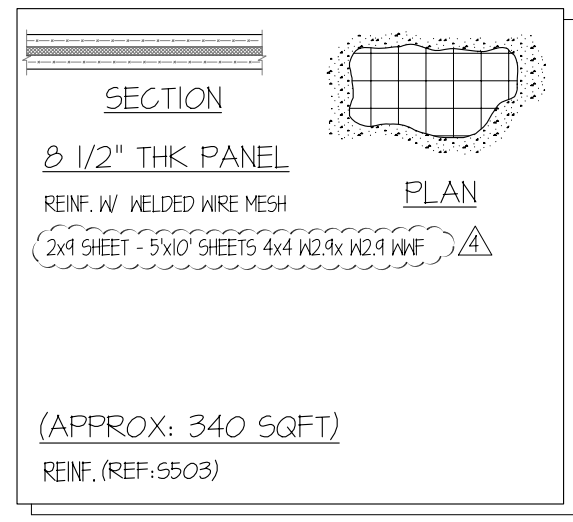
CONTRACTOR
 COMPLEX CONSTRUCTION
 ISSUED FOR

DRAWN
 ST ST
 CHECKED
 ST ST
 DATE
 07/22/2014
 SHEET NO.

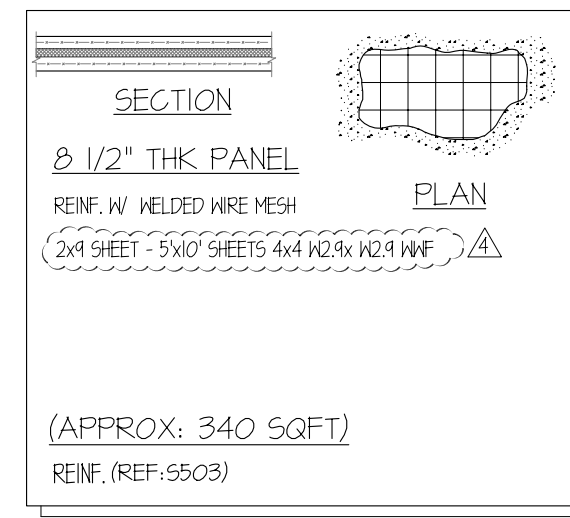
REF: 5413 & 5503
 FOR 8 1/2" THK PANEL SECTION REFER SECTION-A/RIO

USE IN CONJUNCTION WITH THE CONTRACT DRAWING: S-400
FOR SECTIONS SEE CONTRACT DRAWINGS: 5401-5504 AND 5505-5506 (DATED 10-27-14)

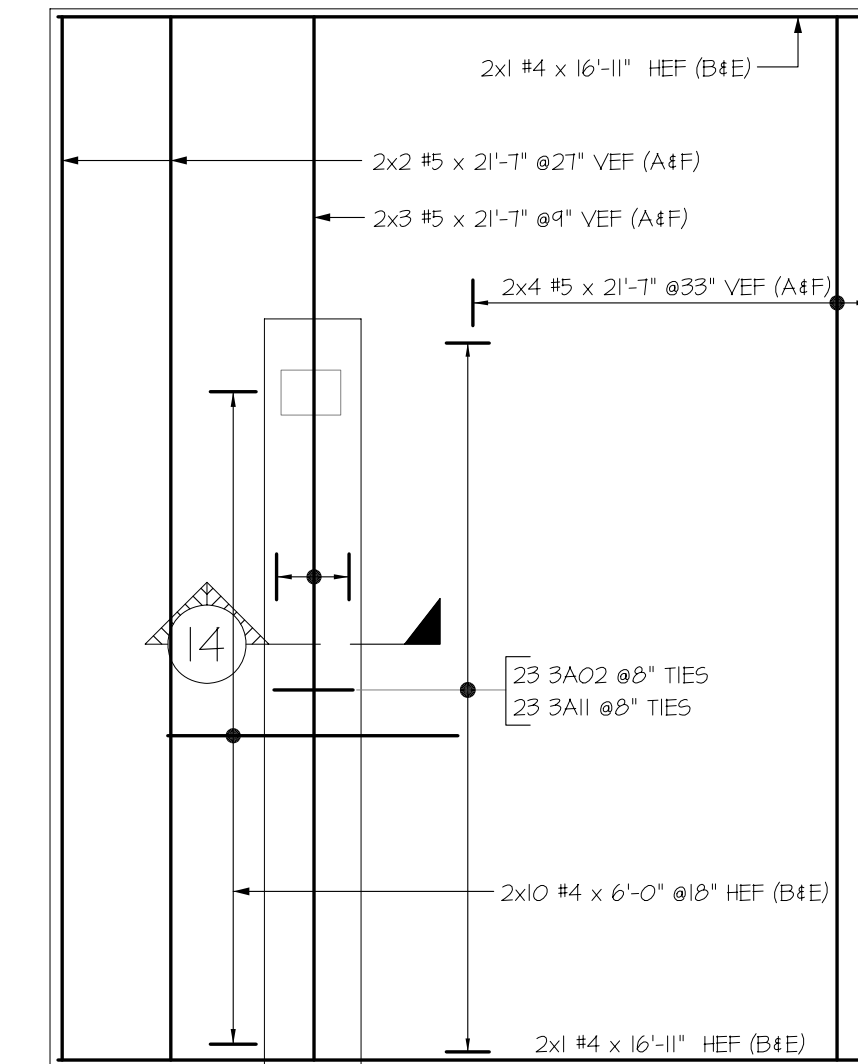
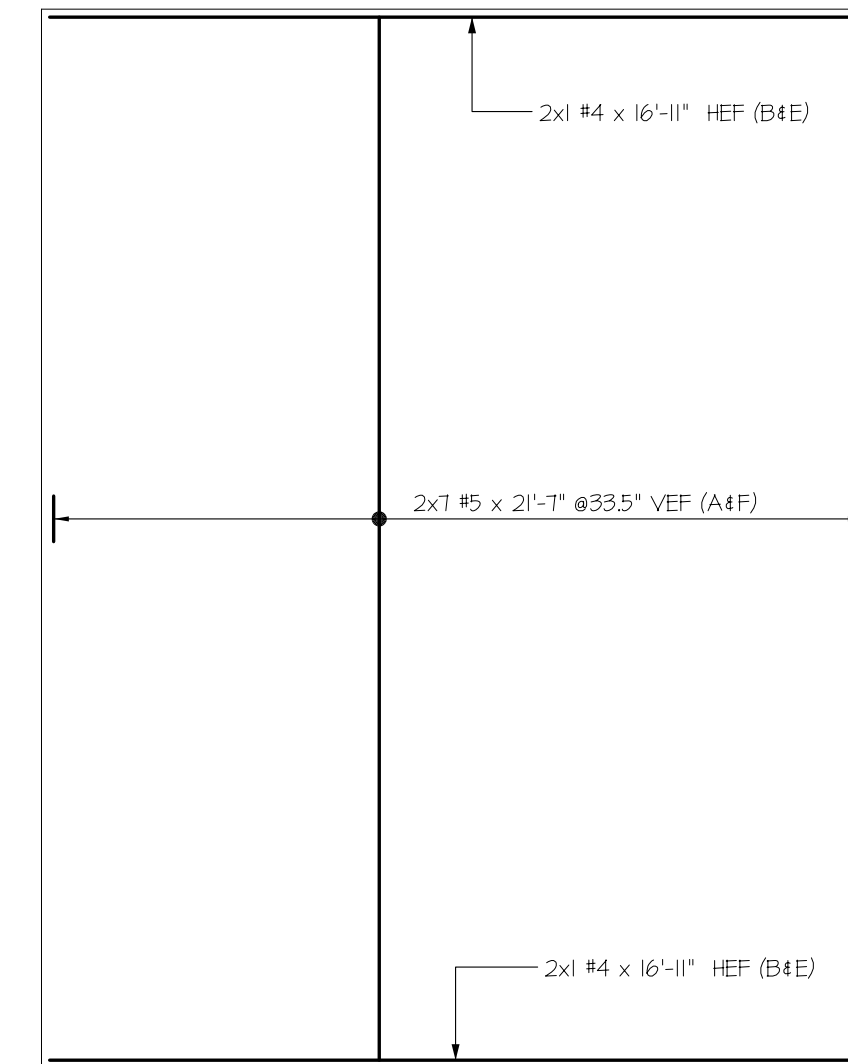
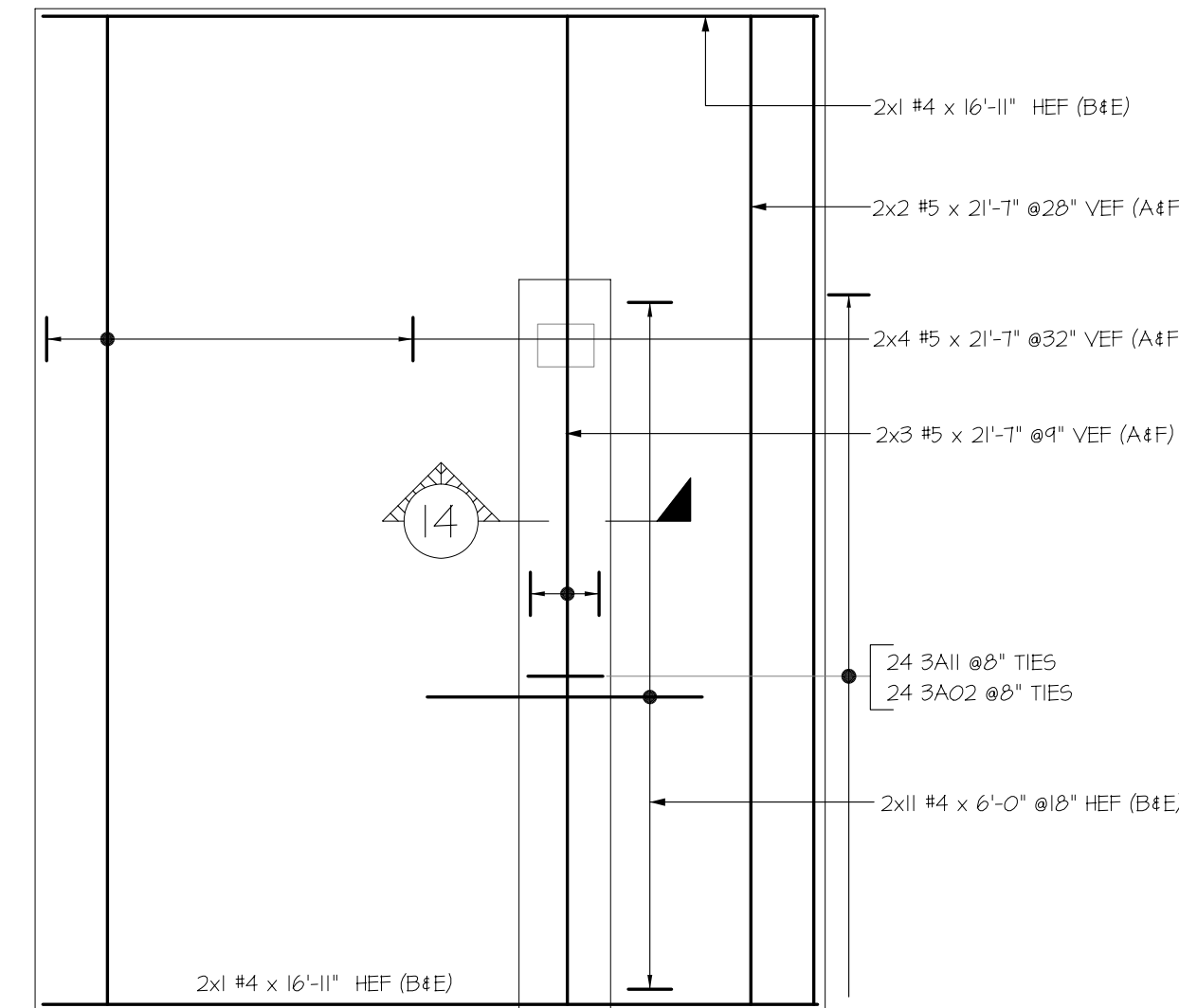
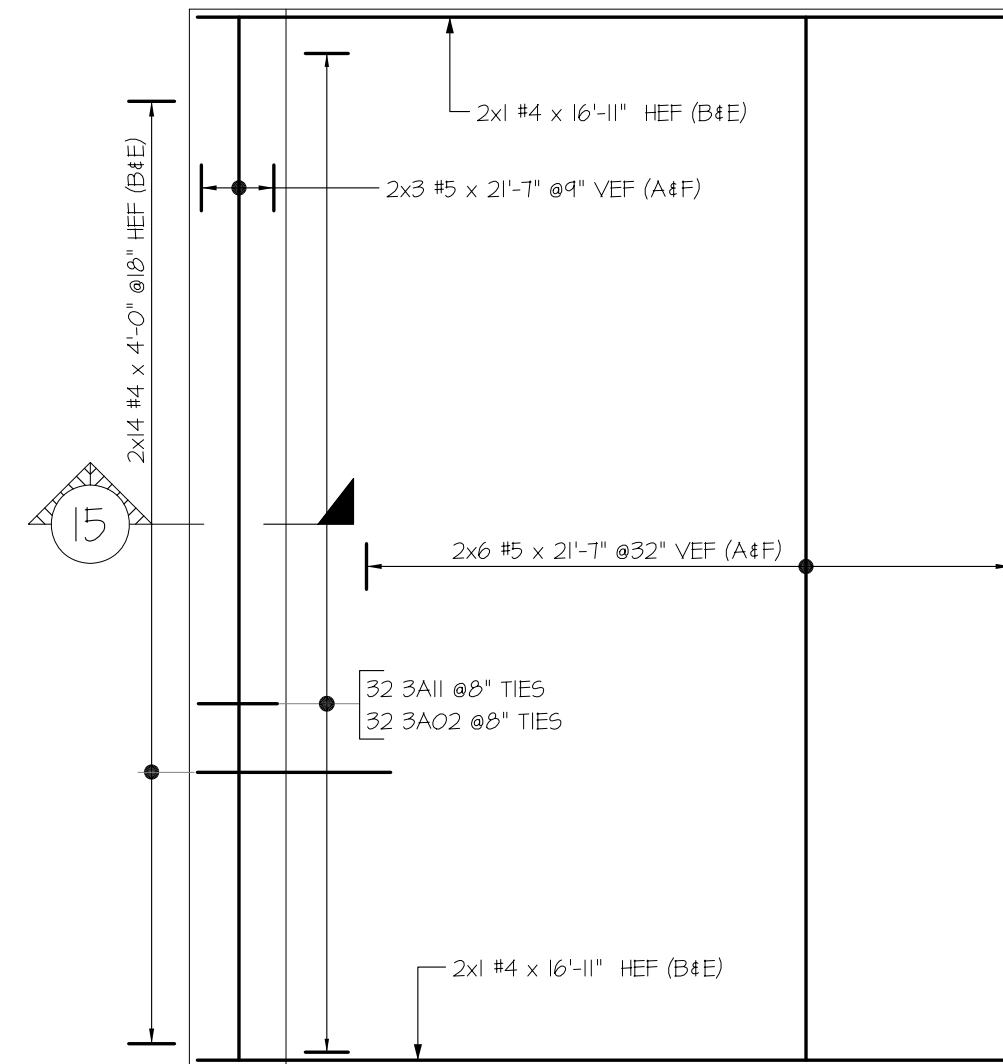
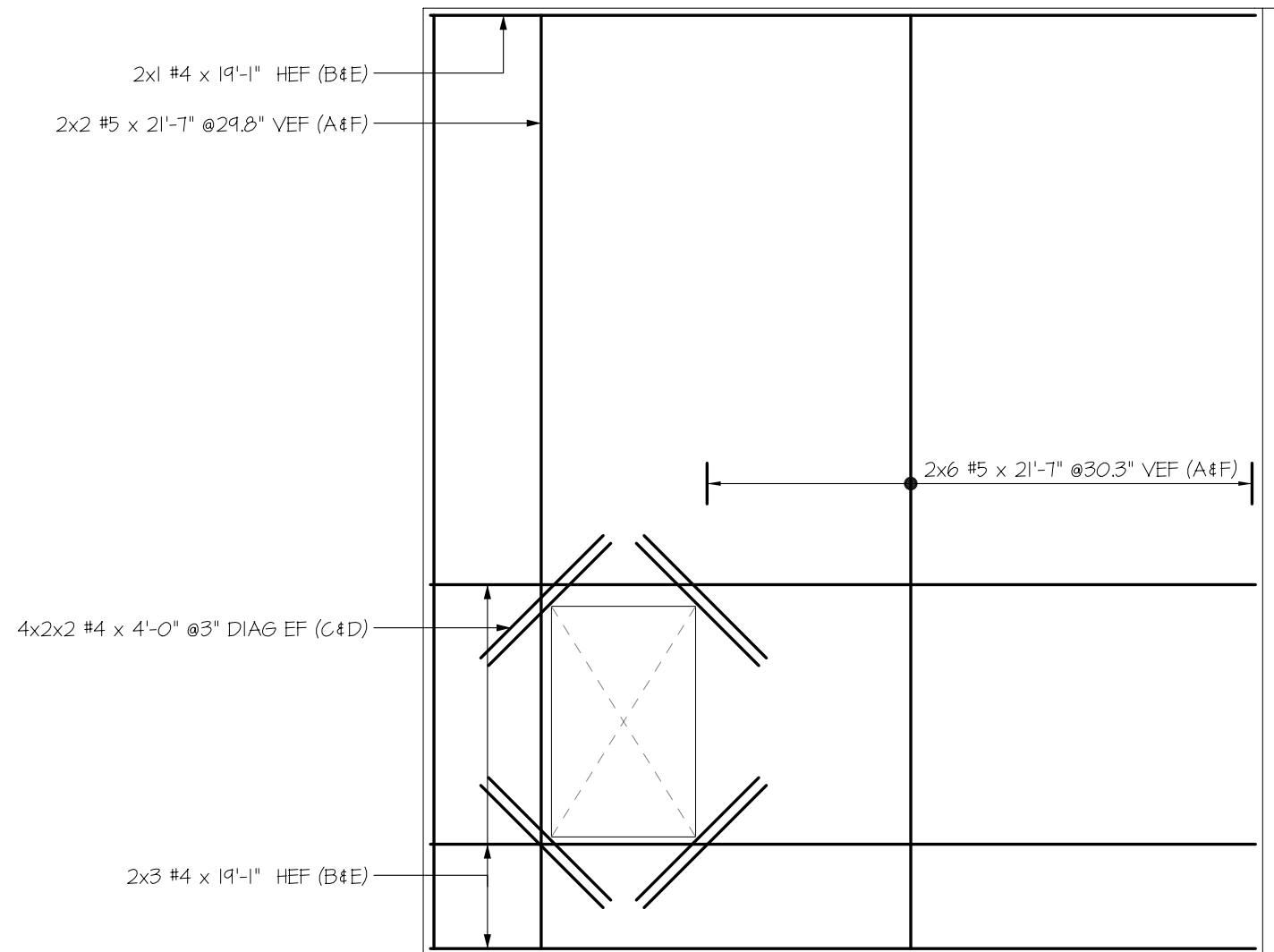
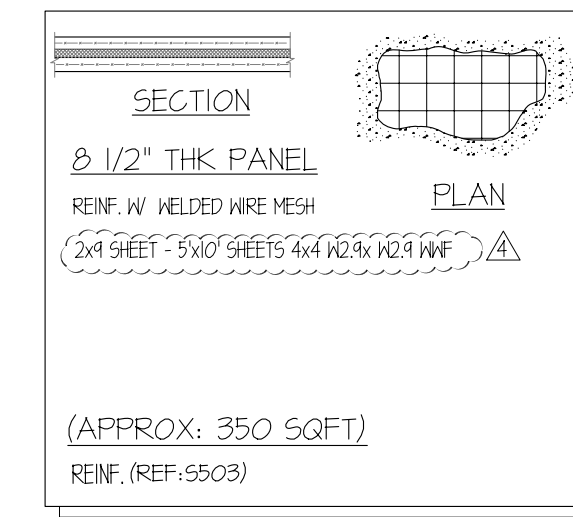
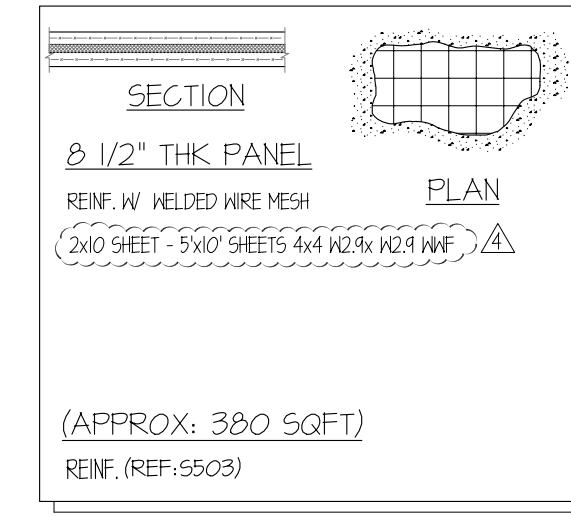
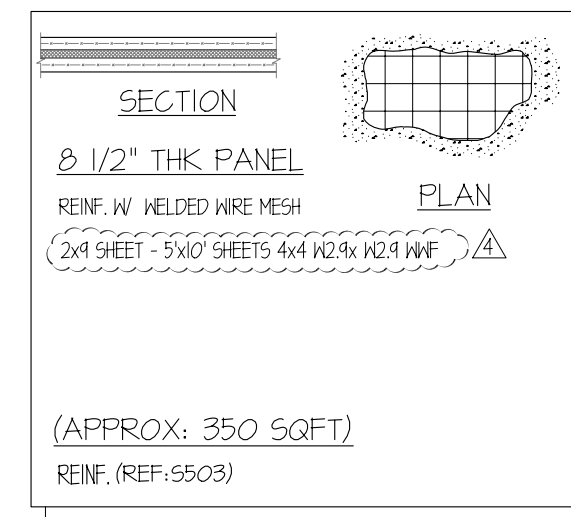
THIS PLACING DRAWING WAS PREPARED FROM CONTRACT DOCUMENTS DATED: 27 OCT 2014



C.6



C.6



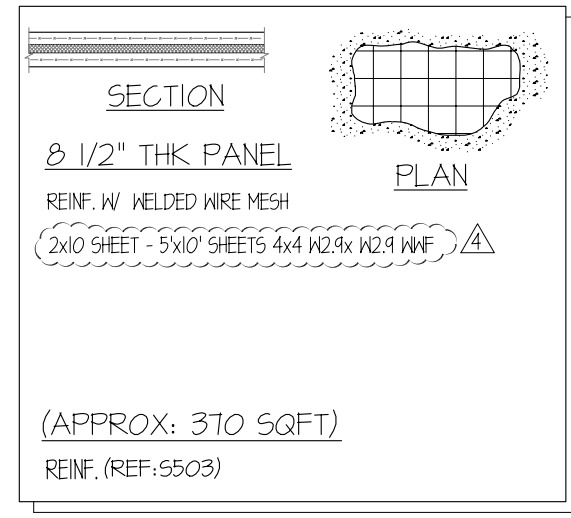
PANEL-W4 (Ø 1/2" THK)
 REF: 5413 & 5503
 FOR Ø 1/2" THK PANEL SECTION REFER SECTION-A/R10

PANEL-W5 (Ø 1/2" THK)
 REF: 5414 & 5503
 FOR Ø 1/2" THK PANEL SECTION REFER SECTION-A/R10

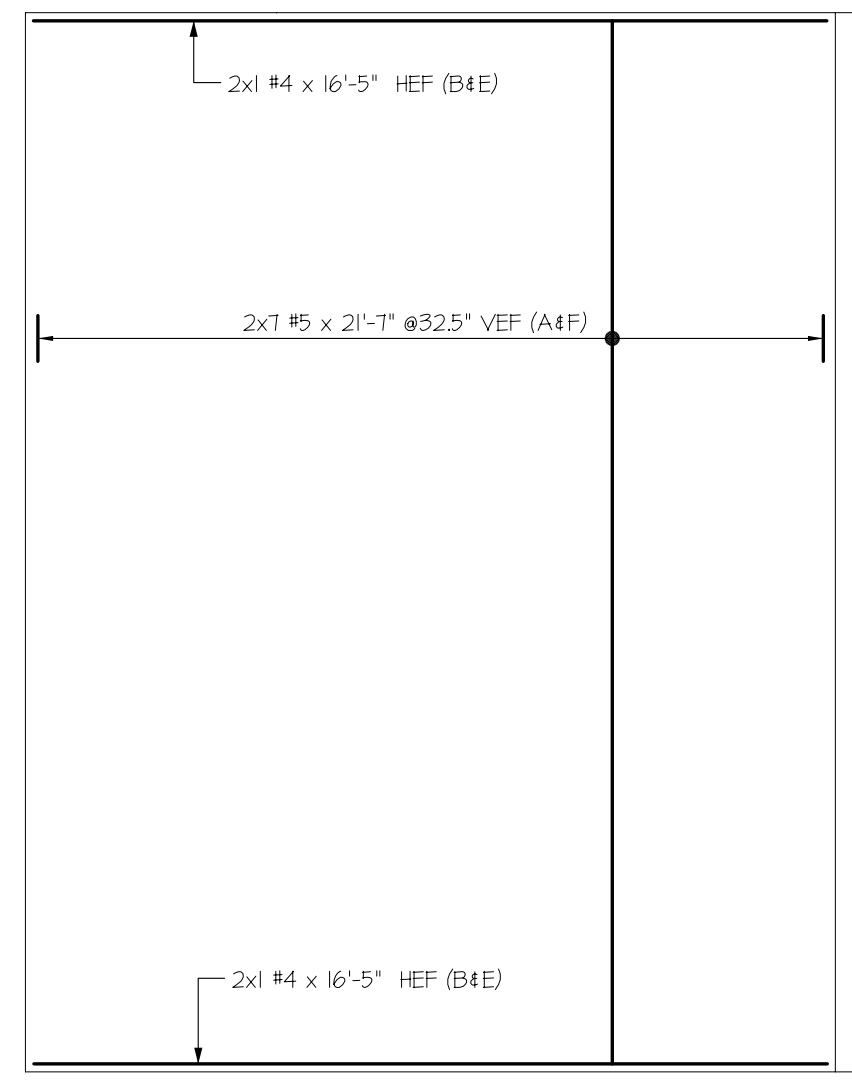
PANEL-W6 (Ø 1/2" THK)
 REF: 5414 & 5503
 FOR Ø 1/2" THK PANEL SECTION REFER SECTION-A/R10

PANEL-W7 (Ø 1/2" THK)
 REF: 5414 & 5503
 FOR Ø 1/2" THK PANEL SECTION REFER SECTION-A/R10

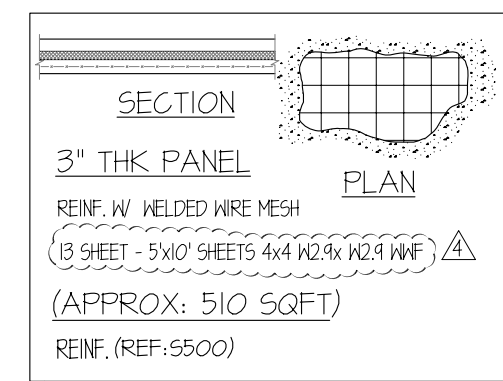
PANEL-W8 (Ø 1/2" THK)
 REF: 5414 & 5503
 FOR Ø 1/2" THK PANEL SECTION REFER SECTION-A/R10



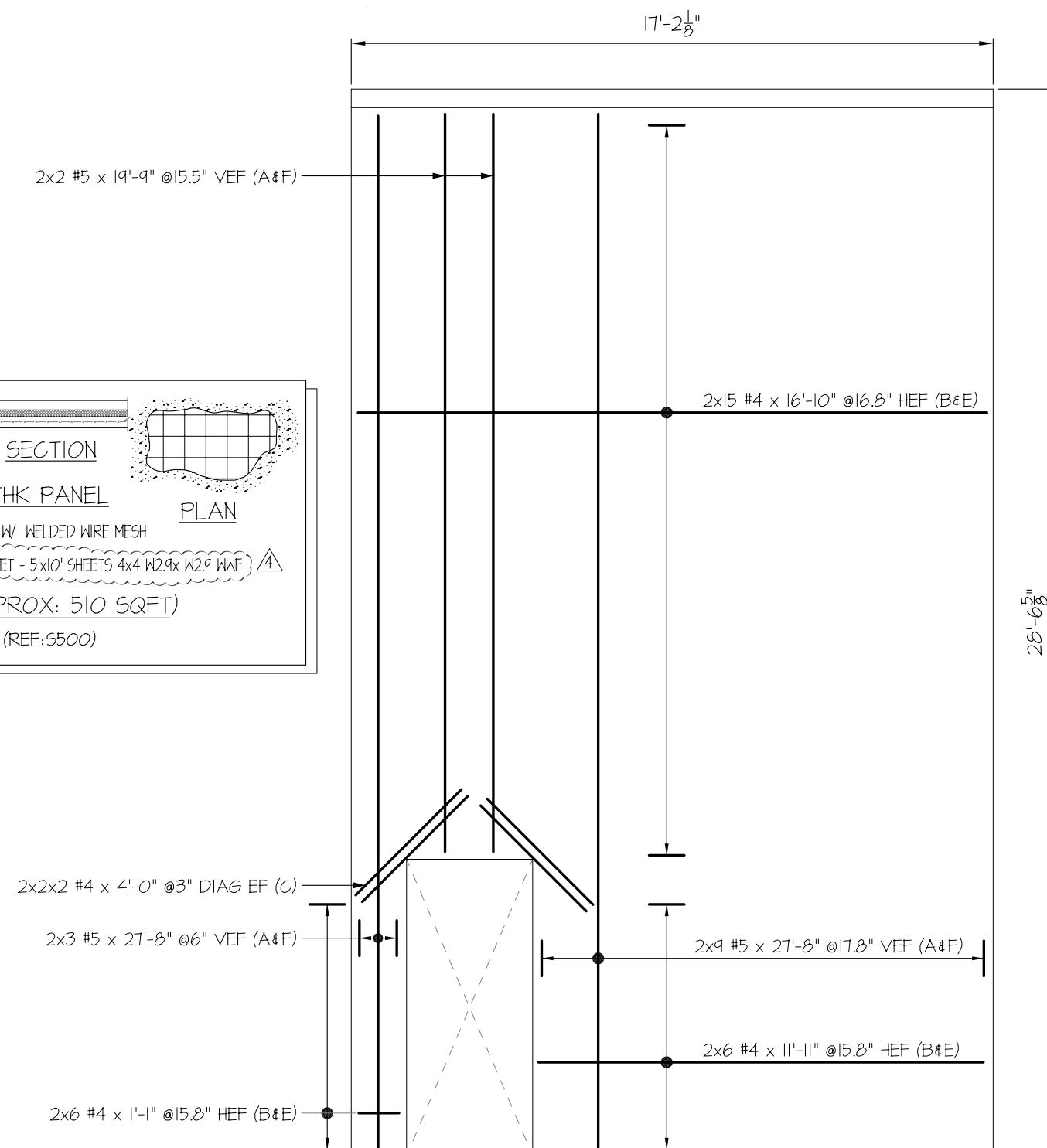
E.8



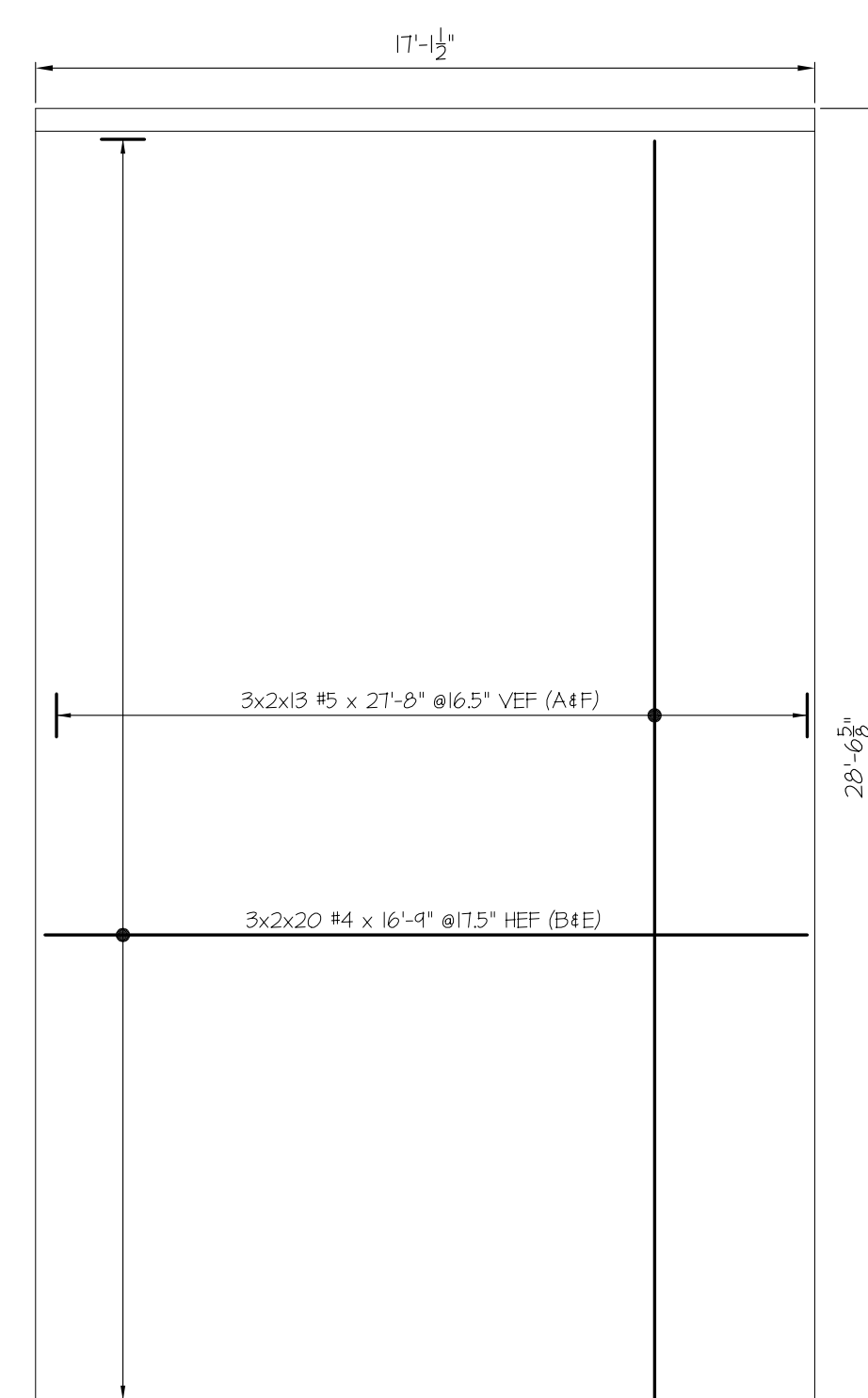
PANEL-W9 (Ø 1/2" THK)
 REF: 5414 & 5503
 FOR Ø 1/2" THK PANEL SECTION REFER SECTION-A/R10



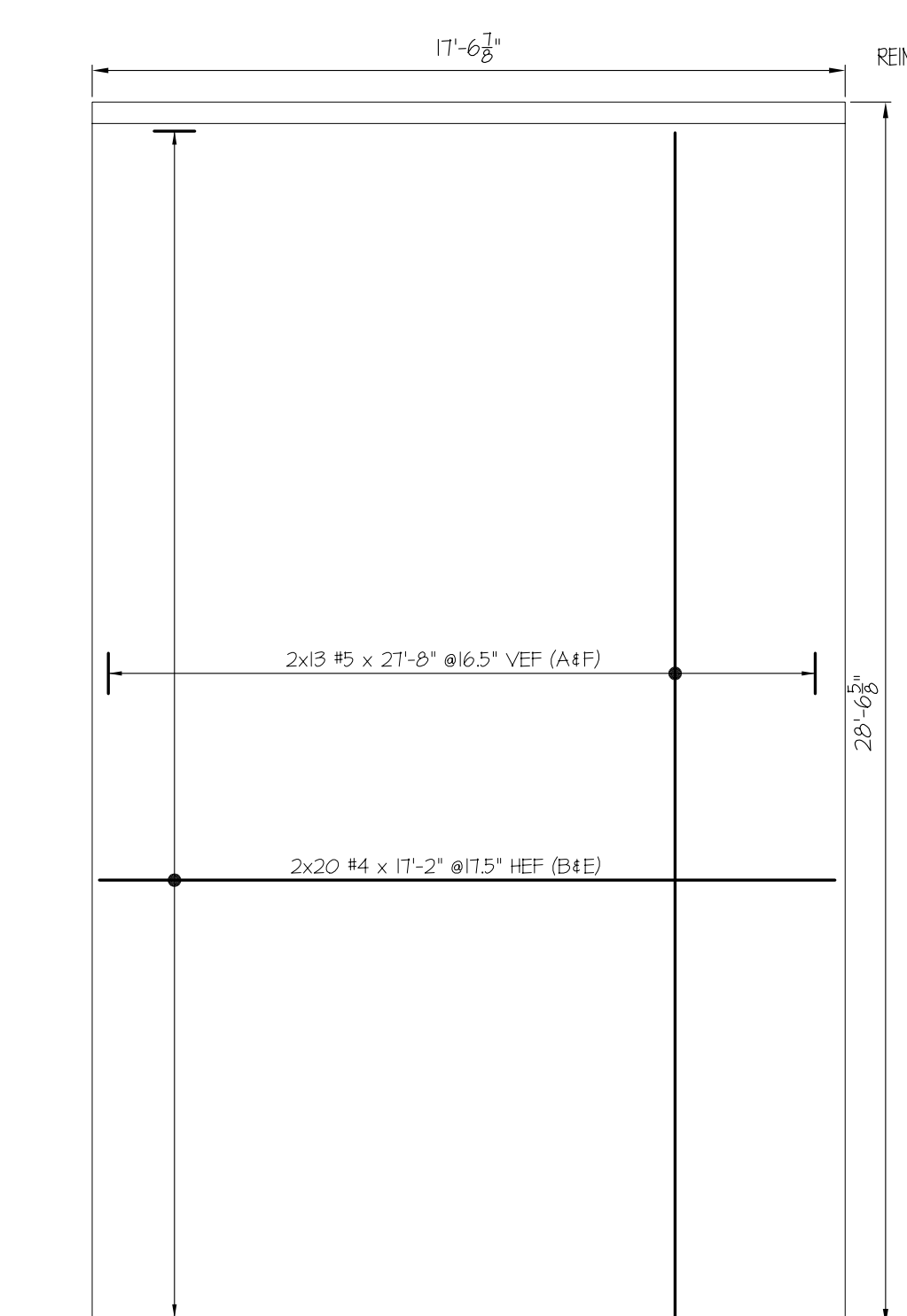
E.9



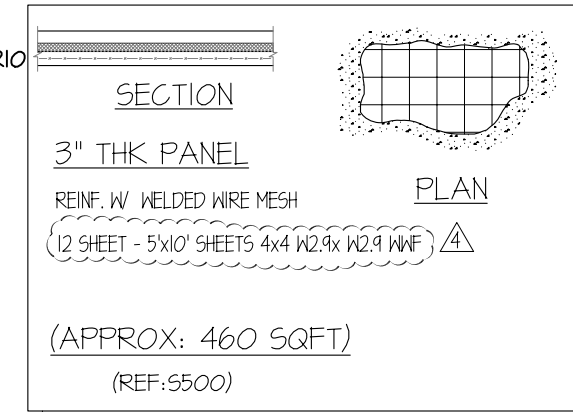
PANEL-W10 (1'-4" THK)
 REF: 5414 & 5503
 FOR 1'-4" THK PANEL SECTION REFER SECTION-C/R5



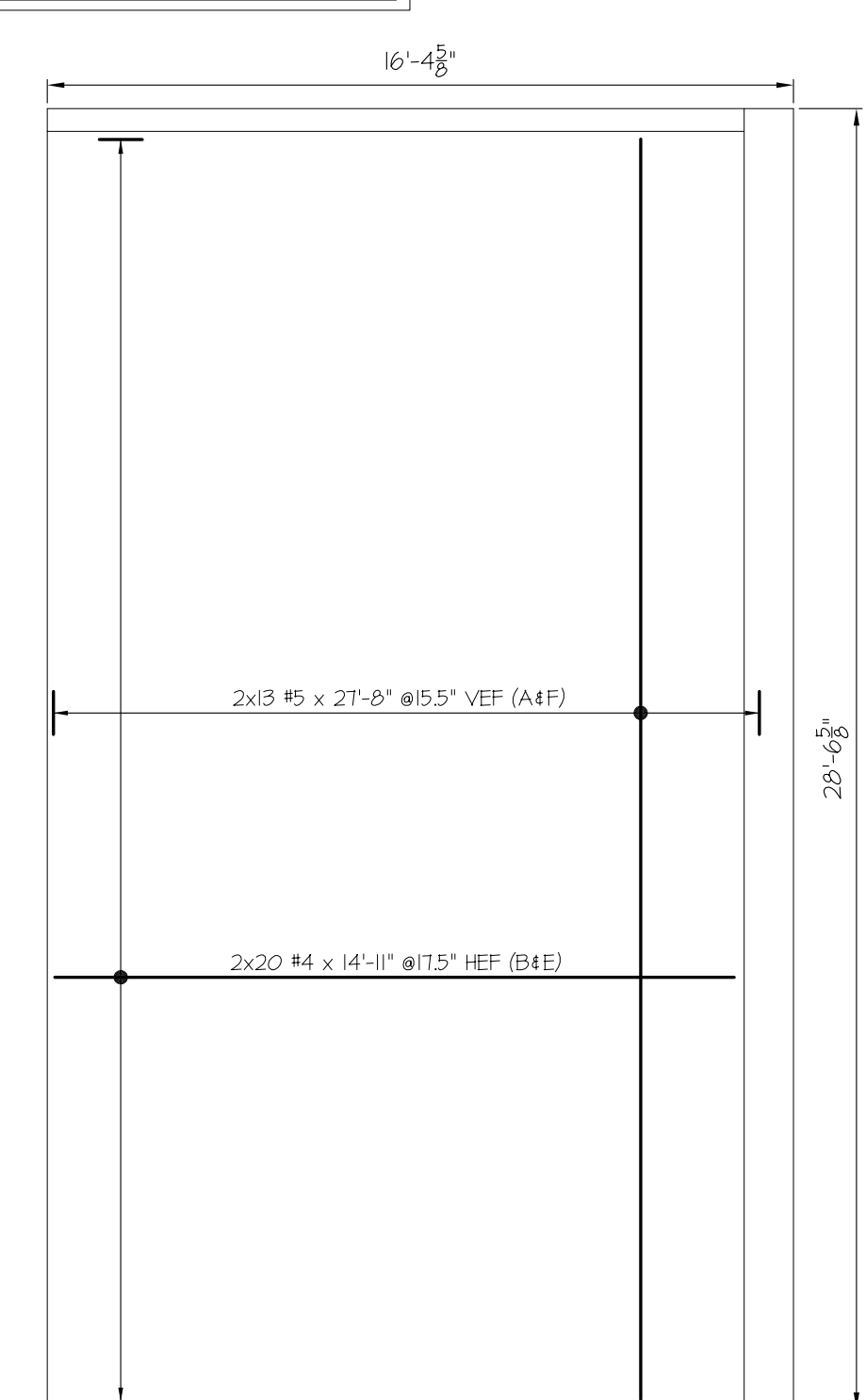
PANEL-W11-W13 (1'-4" THK) (3 LOCS)
 REF: 5414 & 5503
 FOR 1'-4" THK PANEL SECTION REFER SECTION-C/R10



PANEL-W14 (1'-4" THK)
 REF: 5414 & 5503
 FOR 1'-4" THK PANEL SECTION REFER SECTION-C/R10



H.8



PANEL-W15 (1'-4" THK)
 REF: 5414 & 5503
 FOR 1'-4" THK PANEL SECTION REFER SECTION-C/R10

USE IN CONJUNCTION WITH THE CONTRACT DRAWING: S-400
 FOR SECTIONS SEE CONTRACT DRAWINGS: 5401-5504 AND 5505-5506 (DATED 10-27-14)

THIS PLACING DRAWING WAS PREPARED FROM CONTRACT DOCUMENTS DATED: 27 OCT 2014

Contractor shall be responsible for obtaining the necessary permits for the work. The contractor shall be responsible for obtaining the necessary permits for the work. The contractor shall be responsible for obtaining the necessary permits for the work.

NO.	DATE	DESCRIPTION
4	12/17/2014	ORIGINAL ISSUE APPROVED FOR ISSUE
3	12/17/2014	ORIGINAL ISSUE APPROVED FOR ISSUE
2	12/17/2014	ORIGINAL ISSUE APPROVED FOR ISSUE
1	12/17/2014	ORIGINAL ISSUE APPROVED FOR ISSUE
0	12/17/2014	ORIGINAL ISSUE APPROVED FOR ISSUE

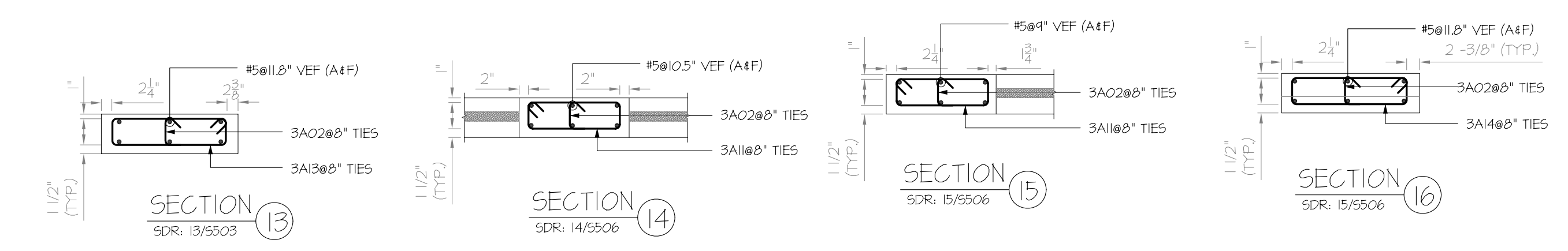
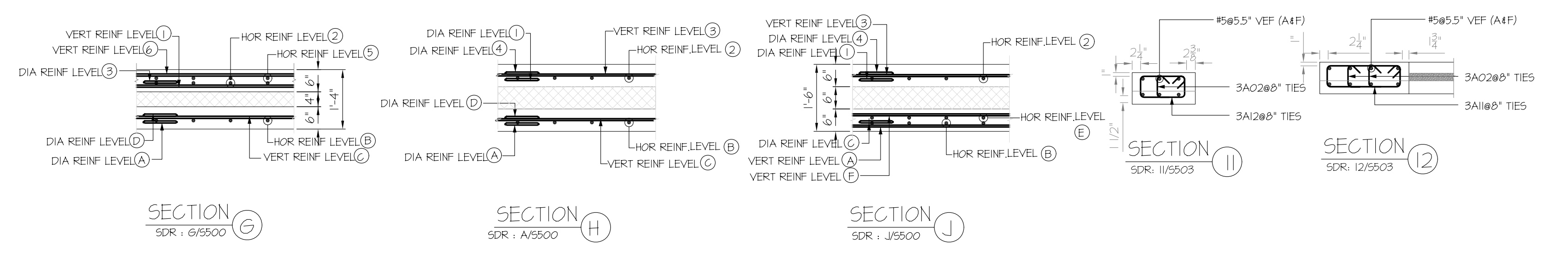
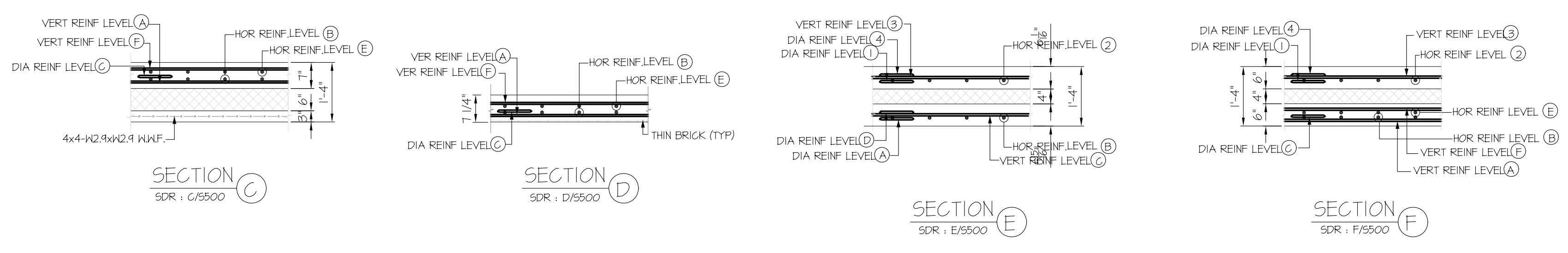
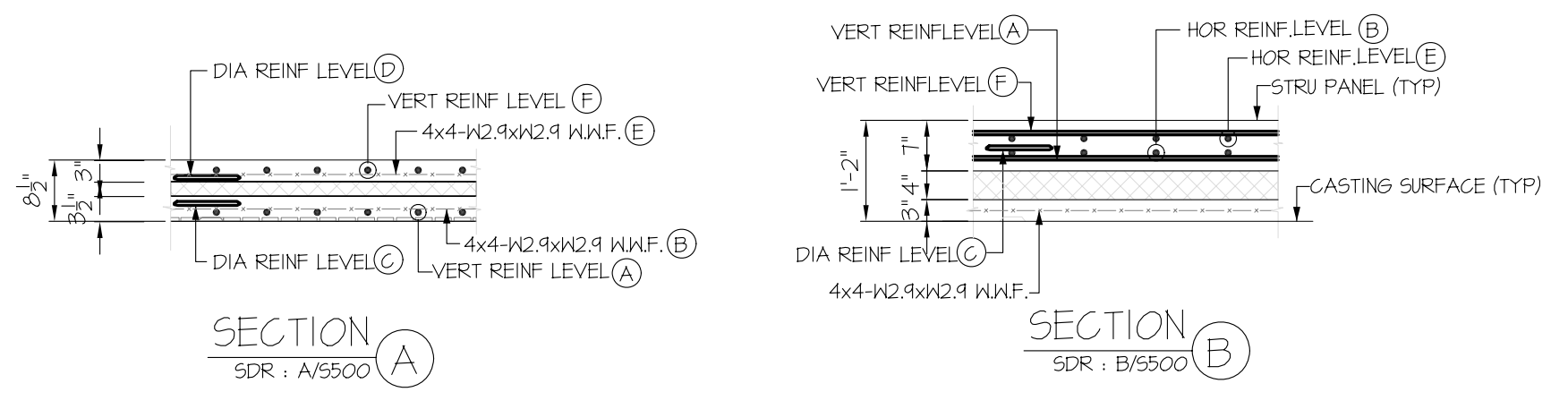
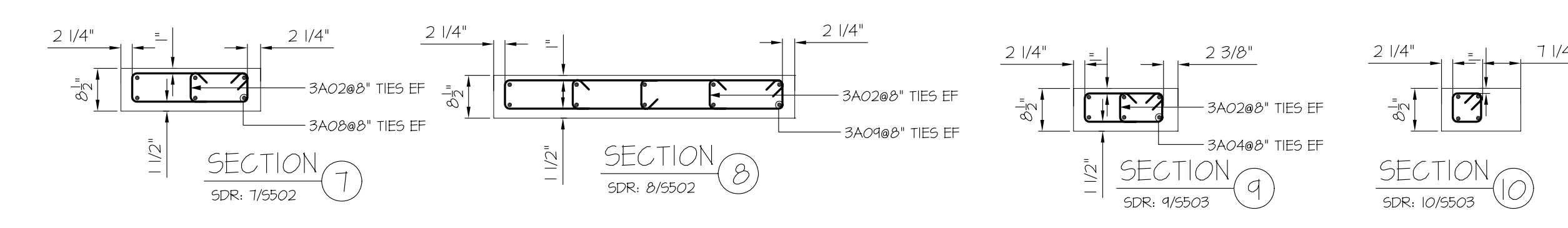
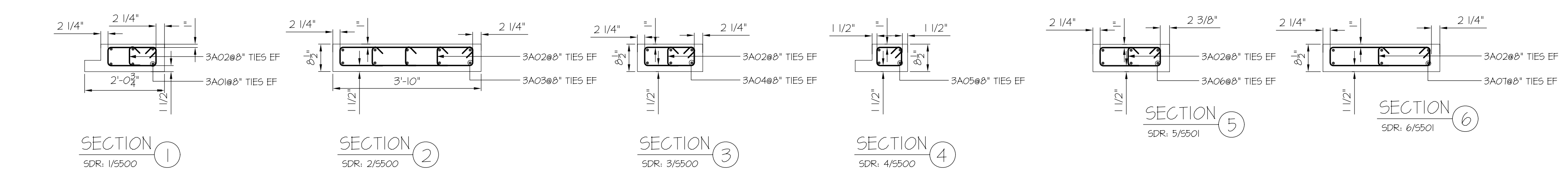
DRAWING COVERS	CONTRACTOR	ISSUED FOR
PANELS	COMPLEX CONSTRUCTION	

STRUCTURE: CT FOOD BANK
 LOCATION: WALLINGFORD, CT
 ARCHITECT: SIMSONA CORPORATION
 ENGINEER: SIMSONA CORPORATION

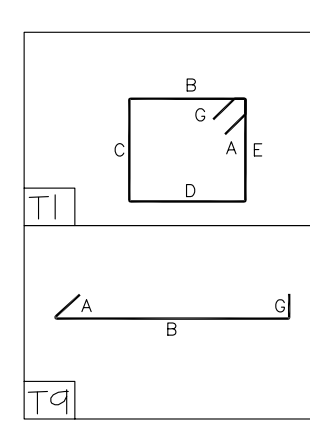
2275 Research Boulevard, Suite 500, Rockville, MD 20850
 Phone: 301-468-8553 Fax: 301-261-0239

DRAWN	CHECKED
ST	ST
DATE: 07/22/2014	
SHEET NO.	

ABBREVIATIONS
CONT. CONTINUE
COR CORNER
INT INTERSECTION



Release Code: WALL PANELS		BENDING DETAILS															
Bar Mark	Qty	Size	Total length	Type	X'	Y'	Z'	U'	V'	W'	X'	Y'	Z'	U'	V'	W'	
3A01	15	#3	47 3/4"	T1	4"	13 3/4"	6"	13 3/4"	6"	4"	2 3/8"						
3A02	460	#3	127 1/4"	T9	4"	6"				4"							
3A03	15	#3	87 1/4"	T1	4"	35 3/4"	6"	35 3/4"	6"	4"	2 3/8"						
3A04	30	#3	43 3/4"	T1	4"	13 3/4"	6"	13 3/4"	6"	4"	2 3/8"						
3A05	12	#3	39 1/4"	T1	4"	8"	6"	8"	6"	4"	2 3/8"						
3A06	30	#3	47 1/4"	T1	4"	17"	6"	17"	6"	4"	2 3/8"						
3A07	15	#3	67 3/4"	T1	4"	27 3/4"	6"	27 3/4"	6"	4"	2 3/8"						
3A08	15	#3	56 3/4"	T1	4"	11 3/4"	6"	11 3/4"	6"	4"	2 3/8"						
3A09	30	#3	107 1/4"	T1	4"	47 3/4"	6"	47 3/4"	6"	4"	2 3/8"						
3A10	15	#3	28 1/4"	T1	4"	6"	6"	6"	6"	4"	2 3/8"						
3A11	119	#3	50 1/4"	T1	4"	18"	6"	18"	6"	4"	2 3/8"						
3A12	13	#3	38 3/4"	T1	4"	10 3/4"	6"	10 3/4"	6"	4"	2 3/8"						
3A13	13	#3	59 3/4"	T1	4"	20 3/4"	6"	20 3/4"	6"	4"	2 3/8"						
3A14	60	#3	57 1/4"	T1	4"	21"	6"	21"	6"	4"	2 3/8"						
3A15	15	#3	44 3/4"	T1	4"	14 3/4"	6"	14 3/4"	6"	4"	2 3/8"						



TOTAL NO. OF SHEETS - 4x4 W2.9xW2.9 WXF (SIZE 8'x20')= 260 SHEETS

ABBREVIATIONS
CONT. CONTINUE
COR CORNER
INT INTERSECTION

USE IN CONJUNCTION WITH THE CONTRACT DRAWING: S-400
FOR SECTIONS SEE CONTRACT DRAWINGS: 5401-5504 AND 5505-5506 (DATED 10-27-14)

THIS PLACING DRAWING WAS PREPARED FROM CONTRACT DOCUMENTS DATED: 21 OCT 2014

STRUCTURE: CT FOOD BANK
LOCATION: WALLINGFORD, CT
ARCHITECT: SIMSONA CORPORATION
ENGINEER: SIMSONA CORPORATION
2275 Research Boulevard, Suite 500, Rockville, MD 20850
Phone: 301-468-8553 Fax: 301-261-0239

JOB NO. _____
DRAWN: STS
CHECKED: STS
DATE: 07/22/2014
SHEET NO. RIO

CONTRACTOR: COMPLEX CONSTRUCTION

NO.	DESCRIPTION	ISSUED FOR	DATE
4	ORIGINAL ISSUE	APPROVAL/REVISION NO. 12/17/2014	12/17/2014
3	ORIGINAL ISSUE	APPROVAL/REVISION NO. 12/17/2014	12/17/2014
2	ORIGINAL ISSUE	APPROVAL/REVISION NO. 12/17/2014	12/17/2014
1	ORIGINAL ISSUE	APPROVAL/REVISION NO. 12/17/2014	12/17/2014
0	ORIGINAL ISSUE	FOR APPROVAL	12/17/2014

Reinforcing Steel Placing Drawing. Only use in conjunction with Contract Drawing Specifications. Elevations and dimensions are shown in feet and inches. This drawing is for informational purposes only and should not be used for construction unless verified by engineer or contractor.